

Furniture Fittings

**The**

Stock articles  
of India

**Complete**

**Häfele**

**Compact**





		<b>Furniture Handles and Knobs</b> Page 1.01 to 1.21	<b>1</b>
		<b>Knockdown Connectors and Shelf Supports</b> Page 2.01 to 2.11	<b>2</b>
		<b>Hinges, Flap Fittings and Lid Stays</b> Page 3.01 to 3.27	<b>3</b>
		<b>Furniture Locks and Locking System</b> Page 4.01 to 4.09	<b>4</b>
		<b>Table Fittings and Counter Top Extension</b> Page 5.01 to 5.07	<b>5</b>
		<b>Bedroom Fittings and Accessories</b> Page 6.01 to 6.13	<b>6</b>
		<b>Cabinet Hangers and Levelers</b> Page 7.01 to 7.07	<b>7</b>
		<b>Wardrobe Fittings and Accessories</b> Page 8.01 to 8.23	<b>8</b>
		<b>Drawer Runners</b> Page 9.01 to 9.03	<b>9</b>
		<b>Table and Desk Fittings</b> Page 10.01 to 10.03	<b>10</b>
		<b>Screws and Jigs</b> Page 11.01 to 11.03	<b>11</b>

# Welcome to Häfele:



## *Fittings, Hardware and More!*

Sibylle Thierer,  
Managing Director of the  
Häfele Group of Companies

*"We provide more than  
just fittings and hardware:  
We provide solutions"*

You know Häfele to be a leading furniture and hardware fittings company. Along with providing fittings we are continuously developing new ideas, technology, products and services that add to and expand our range of products. All with the aim of providing you with made-to-measure, economical solutions that will make you more competitive.

*"We optimise the way  
you procure hardware  
and furniture fittings."*

You will achieve more with a stronger partner. The Häfele advisers and representatives are specialists in all aspects of hardware and furniture fittings. They will advise and look after you in a professional manner - in planning, selection and processing.

*"Providing you with  
value-added service."*

Häfele will assist you in your work with products and services that meet both customers and market requirements. Exactly tailored to your specific requirements, we can suggest alternative solutions with regard to technology and price.

*"You can choose from a  
giant furniture and hardware  
fittings product range"*

Our standard product range includes more than 50,000 items; all contained within the volumes of "The Complete Häfele" catalogues. Our contacts to customers of all types and fields such as planners on building sites, designers and manufacturers, ensure that our product range is always at the cutting edge. We also observe current market trends in the residential and equipment sectors and orient our products range accordingly.

*"You can count on  
fair prices."*

Häfele can offer you reasonable prices because we practice rational manufacturing in our factories and purchase in large quantities worldwide.

*"We deal with your orders  
carefully and speedily"*

As a customer you have the right to rapid, reliable delivery. This is taken care of by our sales companies, sales offices and our main warehouse and distribution center. Majority of our products are kept in stock.

*"You will achieve  
the best results  
with Häfele"*

Häfele gives you the peace of mind of having top quality in all areas. Quality assurance therefore goes without saying at Häfele and undergoes continuous further development. This is the only way for us to achieve the high quality standard that you can trust in every respect - regardless of the products that you decide to buy.

*"You will save time and  
costs by obtaining your  
requirements from Häfele"*

Nowadays all potential has to be exploited: Optimizing your procurements, reducing costs and increasing efficiency. Concentrate on furniture and hardware fittings from the provider that gives you the complete products range and the best know-how: Concentrate on Häfele, your partner for furniture and hardware fittings and more.



Dear Customer,

I am very proud to be able to present you with the 18<sup>th</sup> edition of our Furniture Fitting's Catalogue. As you can see it comes in a much handier format and is structured clearer so that you can find the fitting you are looking for easier and faster. You will find a lot of new and exciting fittings in this new catalogue - the majority of which are now available ex stock in our Logistics & Distribution Centres located in different parts of South Asia. These are attractive, hard wearing and reliable products which will make your building look

good and which will perform their function well for many years to come - we guarantee it!

The Furniture Industry has grown rapidly in the last few years. We at Häfele have understood the growing needs of the furniture industry and have taken up the challenge to be the best suppliers of quality fittings and accessories, which are not only aesthetically beautiful but give our customers the functionality that they need.

Häfele India has grown beyond our wildest dreams with regional offices and design showrooms in all major metros in India. The company also has an established presence in Sri Lanka and Bangladesh by way of branch offices and Design Showrooms; and runs operations in other regions of South Asia like Bhutan, Nepal and Maldives. Our employee base has only multiplied in the last few years with a competent sales presence across South Asia. We will continue to grow our team in the coming years to provide better and more services to our customers.

So please enjoy this handy guide for quality hardware fittings and let us have any recommendations in regard to products which you want us to add or any other improvements you would like to see in the services we provide.

As always the HÄFELE Team is looking forward to being at your service

Warmest regards

**Jürgen Wolf**  
**Managing Director**  
**Häfele South Asia**



# HÄFELE

## One Stop Shop



Amidst the chaotic yet fast growing hardware market; Häfele stands apart as a complete solution provider and not just a brand that sells hardware. We introduced related product segments like lighting, appliances, bathroom fittings and home surfaces to our customers so that they could get everything from one source and at their expected standards of quality and functionality. Today, these are established product verticals that are contributing to our Brand image of a "complete solution provider" by each passing day.

This proposition of being a "complete solution provider" is strongly backed by our service-oriented approach which includes anything from designing (in case of kitchens and wardrobes) to technical advice, hardware scheduling, training, warranties and most importantly after-sales support. This allows us to walk the length of the entire project duration by aiding and supporting our customers at every stage. We can execute the most abstract solutions in any interior space by integrating functionality with cutting-edge designs, ably backed by our unified service network to ensure continued support.

## About Hafele India



Häfele India is a wholly-owned subsidiary of the Häfele Global network and has been operating in India since 2003 under the leadership of Mr. Jürgen Wolf (Managing Director). The ability of the company to understand the diverse Indian market has made it an authority in the field of architectural hardware, furniture and kitchen fittings and accessories. The company also has a strong presence in synergized product categories namely Home Appliances, Furniture Lighting, Sanitary and Surfaces catering to the focused demand from these industries.

The subsidiary has a strong nation-wide presence with offices in Mumbai, Pune, Ahmedabad, Bangalore, Chennai, Hyderabad, Delhi, Kolkata and Cochin. It has full-scale operations in Sri Lanka and Bangladesh with Regional offices and Design Showrooms in both the countries; and has also spread its operations to other regions of South Asia including Nepal, Bhutan and Maldives.

Häfele's design showrooms are hubs of international home interior trends and cutting edge designs presented in a world-class environment, where customers can see home solutions in their inherent applications. These showrooms function as a one-stop-shop for all home interior and improvement needs - from providing in-depth technical advice to kitchen and wardrobe designing services through a team of experts stationed at the showroom.

Häfele India services its customers with a base of over 1300 employees, a well-networked Franchise base of over 130 shops along with over 1000 dealers situated across South Asia. The subsidiary has a sophisticated Logistics centre in Mumbai along with distribution centres in Delhi, Bangalore, Kolkata and Colombo respectively.

Living spaces are characterized by individual tastes, styles and aspirations. They reflect popular, contemporary trends and yet, are specific to individual requirements. Häfele, the Home Interiors Specialist Brand, constantly strives to introduce innovative and new interior functionalities that cater to all areas of the home - right from the main and internal doors to the different corners of the living room, bedroom, kitchen and bathroom - ensuring a seamless transformation of non-functional spaces into truly functional zones.

Through this catalogue you will be introduced to a host of Häfele solutions to assist you in making your lifestyle choices with an educated sensibility. We have a solution for every corner of your home - functionality for a lasting experience and design for an elegant look.

Over the years, Häfele has established itself as a leading manufacturer and supplier of fittings and accessories with focus on product development and service enhancements to ensure that all customer requirements are met with specific solutions. Our in-house brands (as listed below) have become leaders in their respective categories, epitomizing functionality, quality and design.



## 360 Degree Project Services:

Globally, Häfele has created a strong international position as a "360 Degree Project Management Partner" with independent International Project Sales Offices deployed in the U.S. (North America), Germany (Europe) and Singapore (Asia). These Sales set-ups are constantly in touch with renowned Architects, Designers and Project Consultants from across the world and have the technical competencies to handle major International projects.

We offer complete services to these projects from accurate product specifications and efficient sales to adept installation guidance and support. This allows us to walk the length of the entire project duration by aiding and supporting our customers at every stage.

This global technical competency along with an in-depth understanding of international market trends forms the basis of our holistic service approach in South Asia. We can execute the most abstract solutions in any interior space by integrating functionality with cutting-edge designs; and this proposition is ably backed by our unified service network to ensure continued support.



## Furniture Handles, Profile Handles and Knobs



## Furniture Handles (Stainless Steel Matt - Grade 304)

### 8 mm Round Bar Handle



Article No.	C to C
116.10.051	96 mm
116.10.052	128 mm
116.10.053	160 mm
116.10.055	224 mm
116.10.058	320 mm

### 10 mm Square x 10 mm Round Handle



Article No.	C to C
100.54.001	96 mm
100.54.002	128 mm
100.54.003	160 mm
100.54.005	224 mm
100.54.008	320 mm

### 10 x 10 mm Square Handle



Article No.	C to C
115.39.001	96 mm
115.39.002	128 mm
115.39.003	160 mm
115.39.005	224 mm
115.39.008	320 mm

### 10 mm Round Bar Handle



Article No.	C to C
117.40.051	96 mm
117.40.052	128 mm
117.40.053	160 mm
117.40.055	224 mm

### 10 mm Round x 10 mm Square Handle



Article No.	C to C
115.95.001	96 mm
115.95.002	128 mm
115.95.003	160 mm
115.95.005	224 mm
115.95.008	320 mm

### 12 x 12 mm Square Handle & 6mm thickness



Article No.	C to C
100.68.001	96 mm
100.68.002	128 mm
100.68.003	160 mm
100.68.005	224 mm
100.68.008	320 mm

### 10 mm Round Bar Handle



Article No.	C to C
115.77.051	96 mm
115.77.052	128 mm
115.77.053	160 mm
115.77.055	224 mm
115.77.058	320 mm

Special Order

Stock Available

Dimensional data not binding. We reserve the right to alter specifications without notice.

## Furniture Handles (Stainless Steel Matt - Grade 304)

### 10 mm Round Bow Handle



Article No.	C to C
100.69.001	96 mm
100.69.002	128 mm
100.69.003	160 mm
100.69.005	224 mm

### 10 x 10 mm Bow Handle



Article No.	C to C
100.55.001	96 mm
100.55.002	128 mm
100.55.003	160 mm
100.55.005	224 mm
100.55.008	320 mm

### 10 mm Round Rail Bar Handle



Article No.	C to C
101.20.071	96 mm
101.20.072	128 mm
101.20.073	160 mm
101.20.075	224 mm
101.20.078	320 mm

Special Order

### 8 mm Round x 12 mm Square Pull Handle



Article No.	C to C
100.67.006	256 mm

### 10 x 10 mm Furniture Handle Height : 24mm



Article No.	C to C
115.68.002	128mm
115.68.004	192mm
115.68.008	320mm
115.68.014	640mm

### 25 x 12 mm Furniture Handle Height : 40mm



Article No.	C to C
115.46.002	128mm
115.46.004	192mm
115.46.008	320mm
115.46.014	640mm

### Dia 14 Mm, Stainless Steel Matt Hollow Bar Handle,



Article No.	C to C
109.85.034	96mm
109.85.036	160mm
109.85.038	224mm
109.85.039	320mm

Stock Available

## Furniture Handles (Aluminium)



Article No.	C to C
110.71.931	96 mm
110.71.933	160 mm
110.71.935	224 mm
110.71.938	320 mm



Article No.	C to C
100.77.931	64 mm
100.77.932	128 mm
100.77.933	160 mm
100.77.935	224 mm



Article No.	C to C	Finish/Colour
106.69.227	192 mm	Alu Black/ CP
106.69.627	192 mm	Alu Black / NB



Article No.	C to C
107.55.931	96 mm
107.55.933	160 mm
107.55.938	320 mm



Article No.	C to C
100.90.931	96 mm
100.90.933	160 mm
100.90.935	224 mm
100.90.938	320 mm



Article No.	C to C	Finish
112.50.001	128 mm	NB
112.50.002	192 mm	NB

Finish: Black Anodized



Article No.	C to C
110.46.300	128 mm
110.46.301	160 mm
110.46.302	192 mm
110.46.303	224 mm



Article No.	C to C	Finish
110.35.281	32 mm	CP
110.35.681	32 mm	SS Coloured
110.35.686	128 mm	SS Coloured



Article No.	C to C	Finish
112.51.000	192 mm	Black Painted
112.51.001	320 mm	Black Painted

Finish: Chrome Polished/  
Matt Black



Article No.	C to C
110.46.310	128 mm
110.46.311	160 mm
110.46.312	192 mm

Special Order

Stock Available

## Furniture Handles (Aluminium)

1

Finish: Polished Chromo Aluminium



Article No.	C to C
110.46.260	128 mm
110.46.261	160 mm
110.46.262	192 mm
110.46.263	224 mm



Article No.	C to C	Finish
112.51.250	16 mm	CP
112.51.252	32 mm	
112.51.650	16 mm	Nickel Matt
112.51.652	32 mm	



Article No.	C to C	Finish
151.75.932	128 mm	CP



Article No.	C to C
110.71.950	64 mm
110.71.951	96 mm
110.71.953	160 mm
110.71.955	224 mm



Article No.	C to C	Finish
108.89.314	192 mm	Nickel Black
108.89.317	288 mm	
108.89.214	192 mm	CP
108.89.217	288 mm	

Article No.	C to C	Finish
112.81.344	192 mm	Nickel Black
112.81.347	288 mm	
112.81.349	480 mm	
112.81.244	192 mm	CP
112.81.247	288 mm	
112.81.249	480 mm	
112.81.644	192 mm	Nickel Matt
112.81.647	288 mm	
112.81.649	480 mm	



Article No.	C to C	Finish
112.89.394	192 mm	Nickel Black
112.89.398	320 mm	
112.89.294	192 mm	CP
112.89.298	320 mm	
112.89.694	192 mm	Nickel Matt
112.89.698	320 mm	

Note: Do not clean with any type of chemicals.

Special Order

Stock Available

Dimensional data not binding. We reserve the right to alter specifications without notice.



## Furniture Handles (Zinc Alloy)



Article No.	C to C	Finish
110.34.306	160 mm	Black Matt
110.34.307	192 mm	



Article No.	C to C	Finish
110.34.286	160 mm	Zinc Alloy CP
110.34.287	192 mm	
110.34.686	160 mm	NB
110.34.687	192 mm	
110.34.786	160 mm	White Matt
110.34.787	192 mm	
110.34.386	160 mm	Black Matt
110.34.387	192 mm	



Article No.	C to C	Finish
110.34.291	32 mm	CP
110.34.294	96 mm	
110.34.691	32 mm	NB
110.34.091	32 mm	Iron Used Look
110.34.094	96 mm	
110.34.096	160 mm	

Finish: Polished  
Stainless Steel



Article No.	C to C
110.08.011	96mm

Finish: Polished  
Stainless Steel



Article No.	C to C
103.84.061	96mm



Article No.	C to C	Finish
110.34.216	160 mm	CP
110.34.217	192 mm	
110.34.616	160 mm	NB
110.34.617	192 mm	



Article No.	C to C	Finish
110.34.271	32 mm	CP



Article No.	C to C	Finish
110.34.274	96 mm	CP
110.34.674	96 mm	NB

Special Order

Stock Available

## Furniture Handles (Zinc Alloy)

1

Furniture Handles and Knobs



Article No.	C to C	Finish
110.34.277	192 mm	CP



Article No.	CtoC(mm)	Finish
110.34.227	160/192	CP
110.34.627	160/192	NB
110.34.328	160/192	White Matt



Article No.	C to C	Finish
106.69.267	192 mm	CP
106.69.268	320 mm	
106.69.667	192 mm	NB
106.69.668	320 mm	



Article No.	C to C	Finish
110.34.279	256 mm	CP
110.34.679	256 mm	NB



Article No.	CtoC(mm)	Finish
110.34.236	160	Zinc Alloy CP
110.34.238	224	Zinc Alloy CP



Article No.	C to C	Finish
110.34.255	128/160mm	CP
110.34.257	160/192mm	
110.34.657	160/192mm	NB
110.34.358	160/192mm	



Article No.	C to C	Finish
106.69.276	160 mm	CP
106.69.676	160 mm	NB
106.69.677	192 mm	



Article No.	C to C	Finish
110.34.636	160 mm	NB
110.34.638	224 mm	
110.34.337	160 mm	WHITE MATT
110.34.339	224 mm	
110.34.336	160 mm	BLACK MATT



Article No.	C to C	Finish
110.34.265	128 mm	CP
110.34.266	160 mm	
110.34.267	192 mm	
110.34.665	128 mm	NB
110.34.666	160 mm	
110.34.667	192 mm	

Special Order

Stock Available

Dimensional data not binding. We reserve the right to alter specifications without notice.

## Furniture Handles (Zinc Alloy)



Article No.	C to C	Finish
106.69.205	128 mm	CP
106.69.607	192 mm	NB



Article No.	C to C	Finish
106.61.464	160 mm	Lead Colour
106.61.964	160 mm	Titanium Colour
106.61.764	160 mm	White Matt
106.61.164	160 mm	Copper Pitt Ant.



Article No.	C to C	Finish
106.61.943	128 mm	Tin Plated Antique
106.61.944	160 mm	Tin Plated Antique
106.61.143	128 mm	Brass Plated Antique
106.61.144	160 mm	Brass Plated Antique
106.61.043	128 mm	Oil Rubbed Bronze
106.61.044	160 mm	Oil Rubbed Bronze



Article No.	C to C (mm)	Finish
106.61.214	160/192	CP
106.61.217	288/320	CP
106.61.014	160/192	NB
106.61.017	288/320	NB



Article No.	C to C	Finish
106.61.254	160 mm	CP
106.61.054	160 mm	NB
106.61.354	160 mm	NB BLACK
106.61.554	160 mm	NB BLACK
106.61.154	160 mm	BRONZE MATT
106.61.954	160 mm	TIN PLATED ANTI
106.61.454	160 mm	CP ANTIQUE



Article No.	C to C	Finish
106.60.208	320 mm	CP
106.60.209	448 mm	CP
106.60.005	192 mm	SS COLOURED
106.60.008	320 mm	SS COLOURED
106.60.009	448 mm	SS COLOURED



Article No.	C to C	Finish
106.61.204	160/192	CP
106.61.004	160/192	NB
106.61.304	160/192	Nickel Black



Article No.	C to C	Finish
106.61.071	32 mm	NB
106.61.074	160/192	NB

Dimensional data not binding. We reserve the right to alter specifications without notice.

Special Order

Stock Available

## Designer Furniture Handles (Zinc Alloy)

1

Furniture Handles and Knobs



Article No.	C to C	Finish
106.60.214	160 mm	CP
106.60.216	192 mm	CP
106.60.218	320 mm	CP
106.60.014	160 mm	SS COLOURED
106.60.016	192 mm	SS COLOURED
106.60.614	160 mm	CHAMPAGNE COL.
106.60.616	192 mm	CHAMPAGNE COL.
106.60.618	320 mm	CHAMPAGNE COL.



Article No.	C to C	Finish
106.01.555	192 mm	VIBED BRONZE
106.01.556	192 mm	SILVER
106.01.557	192 mm	MATT GOLD
106.01.444	Knob	VIBED BRONZE
106.01.445	Knob	SILVER
106.01.446	Knob	MATT GOLD



Article No.	C to C	Finish
107.22.111	16 mm	MATT GOLD
107.22.112	16 mm	VIBED BRONZE
107.22.113	16 mm	SILVER
107.22.222	160 mm	MATT GOLD
107.22.223	160 mm	VIBED BRONZE
107.22.224	160 mm	SILVER



Article No.	C to C	Finish
106.61.223	128 mm	CP
106.61.224	160 mm	CP
106.61.123	128 mm	OIL RUBBED BRONZE
106.61.124	160 mm	OIL RUBBED BRONZE
106.61.323	128 mm	NP BLACK POLISHED
106.61.324	160 mm	NP BLACK POLISHED



Article No.	C to C	Finish
107.11.111	16 mm	MATT GOLD
107.11.112	16 mm	VIBED BRONZE
107.11.113	16 mm	SILVER
107.11.222	96 mm	MATT GOLD
107.11.223	96 mm	VIBED BRONZE
107.11.224	96 mm	SILVER
107.11.333	160 mm	MATT GOLD
107.11.334	160 mm	VIBED BRONZE
107.11.335	160 mm	SILVER



Article No.	C to C	Finish
110.59.700	64 mm	CP
110.59.701	64 mm	NB
110.59.702	64 mm	ROSE
110.59.800	160 mm	CP
110.59.801	160 mm	NB
110.59.802	160 mm	ROSE

Special Order

Stock Available

Dimensional data not binding. We reserve the right to alter specifications without notice.



## Designer Furniture Handles (Zinc Alloy)



Article No.	C to C	Finish
110.58.222	64 mm	SILVER MATT(LHS)
110.58.223	64 mm	VIBED BRONZE(LHS)
110.58.224	64 mm	NICKEL BR(LHS)
110.58.333	64 mm	SILVER MATT(RHS)
110.58.334	64 mm	VIBED BRONZE(RHS)
110.58.335	64 mm	NICKEL BR(RHS)



Article No.	C to C	Finish
111.87.356	knob	CP
111.87.357	128 mm	CP
111.87.358	192 mm	CP



Article No.	C to C	Finish
111.87.110	128 mm	CP
111.87.111	128 mm	NB
111.87.210	160 mm	CP
111.87.211	160 mm	NB



Article No.	C to C	Finish
111.04.016	224 mm	NB Matt
111.04.015	160 mm	



Article No.	C to C	Finish
111.04.014	320 mm	Chrome
111.04.013	224 mm	
111.04.012	160 mm	
137.55.051	16 mm	



Article No.	C to C	Finish
111.04.011	320 mm	NB Matt
111.04.010	160 mm	
137.55.050	16 mm	

Special Order

Stock Available



## Furniture Handles (Zinc Alloy)

Can be used with two different sizes  
Finish: Polished chrome



Article No.	C to C
101.11.250	96 or 128 mm
101.11.253	160 or 192 mm
101.11.257	228 or 320 mm
101.11.259	448 or 480 mm

Can be used with two different sizes.  
Finish: Polished chrome



Article No.	C to C
101.11.230	96 mm
101.11.232	128 mm or 160 mm
101.11.234	192 mm or 224 mm
101.11.238	320mm or 352 mm



Article No.	C to C	Finish
102.29.250	160 mm	CP

Special Order



Article No.	C to C	Finish
104.32.630	64 mm	Nickel Matt
104.32.230	64 mm	CP



Article No.	C to C	Finish
101.10.101	128 mm	CP
101.10.102	256 mm	



Article No.	C to C	Finish
108.84.630	32mm	Nickel Matt
108.84.230	32mm	CP



Article No.	C to C	Finish
108.84.240	32 mm	CP

Finish: Polish Chrome



Article No.	C to C
102.27.210	96mm
102.27.220	128mm

Finish: Chrome Matt



Article No.	C to C
102.27.410	96mm
102.27.420	128mm

Finish: Black Matt



Article No.	C to C
102.27.310	96mm
102.27.320	128mm

Finish: Chrome Matt



Article No.	C to C
107.20.602	96mm
107.20.603	128mm

Stock Available

Dimensional data not binding. We reserve the right to alter specifications without notice.

## Furniture Handles (Zinc Alloy)

**Finish:** Polish Chrome



Article No.	C to C
101.11.217	320/256mm
101.11.218	160/128mm

**Finish:** Polish Chrome



Article No.	C to C
101.11.275	128mm

**Size:** 44 x 46 x 32 mm  
C to C: 32mm



Article No.	Finish
124.41.202	Polished chrome

Special Order

**Finish:** Polish Chrome / White



Article No.	C to C
101.11.246	128/196mm
101.11.245	192/160mm
101.11.240	32mm

**Finish:** Polish Chrome



Article No.	C to C
101.11.279	320mm

**Size:** 57 x 23 x 16mm



Article No.	Finish
131.11.400	Chrome Matt

**Finish:** Nickel Plated



Article No.	C to C
110.35.676	160mm



**Finish:** Zinc Alloy Matt  
Vibed Bronze

Article No.	C to C
111.13.995	16mm
111.13.996	128mm
111.13.997	192mm

Stock Available

## Furniture Handles (Porcelain)

1

**Finish:** Antique Brass/black And Gold



Article No.	C to C
121.50.903	128 mm
121.50.902	96 mm
121.50.901	64 mm

**Finish:** Antique Iron/ Black And Silver



Article No.	C to C
121.50.546	128 mm

**Finish:** Antique Brass/ crack Finish



Article No.	C to C
121.40.813	128 mm
121.40.812	96 mm
121.40.811	Knob

**Finish:** Antique Brass/ crack Finish



Article No.	C to C
121.99.002	128 mm
121.99.001	32 mm

**Finish:** Antique Brass/ crack Finish



Article No.	C to C
121.87.002	128 mm
121.87.001	Knob

**Finish:** Antique Brass/ White Finish



Article No.	C to C
121.00.003	160 mm
121.00.002	128 mm
121.00.001	Knob

Special Order

Stock Available

Dimensional data not binding. We reserve the right to alter specifications without notice.

Furniture Handles and Knobs

## Furniture Handles (Leather)

**Material:** Zinc Alloy/ Leather  
**Finish:** Polished Chrome/  
Light Brown



Article No.	C to C
110.81.150	32 mm

**Material:** Zinc Alloy/ Leather  
**Finish:** Stainless Steel Coloured/  
Dark Brown



Article No.	C to C
110.79.012	128 mm

**Material:** Zinc Alloy/ Leather  
**Finish:** Stainless Steel Coloured/  
Dark Brown



Article No.	
110.76.011	Knob

**Material:** Stainless Steel/ Leather  
**Finish:** Stainless Steel Coloured/  
Black



Article No.	
105.94.350	Knob

**Material:** Zinc Alloy/ Leather  
**Finish:** Polished Chrome/Brown



Article No.	
101.18.120	Knob

Dimensional data not binding. We reserve the right to alter specifications without notice.

Special Order

Stock Available

## Designer Furniture Knobs (Stainless Steel)

1

Furniture Handles and Knobs

Finish: Stainless Steel Matt



Article No.	Size
134.79.002	25 mm

Finish: Stainless Steel Matt



Article No.	Size
134.28.000	30 mm

Finish: Stainless Steel Matt



Article No.	Size
134.26.053	19 mm

Finish: Stainless Steel Matt



Article No.	Size
134.81.002	25 mm

Special Order

Finish: Stainless Steel Matt



Article No.	Size
134.12.002	25 mm

Finish: Stainless Steel Matt



Article No.	Size
134.29.004	30 mm

Finish: Silver Anodized Aluminium



Article No.	Size
135.93.903	20 mm
135.93.904	25 mm



Stainless Steel Matt Round Knob

Article No.	Size
134.28.080	Dia 25x25 mm



Stainless Steel Matt Round

Article No.	Size
134.28.100	Dia 32x26 mm



Stainless Steel Matt Round

Article No.	Size
134.28.090	Dia 32x30 mm

Stock Available

Dimensional data not binding. We reserve the right to alter specifications without notice.



## Designer Furniture Knob ( Zinc Alloy)

**Finish:** Polished Chrome With White Plastic



Article No.	Finish
106.66.270	CP

**Finish:** Polished Chrome With Black Plastic



Article No.	Finish
106.66.230	CP

**Finish:** Polished Chrome With Green Plastic



Article No.	Finish
134.08.200	CP

**Finish:** Polished Chrome With White Plastic



Article No.	Finish
134.08.270	CP

**Special Order**



Article No.	Finish
110.35.271	Zinc Alloy CP
110.35.771	NB
110.35.671	White Matt
110.35.371	Black Matt



Article No.	Finish
137.55.052	NB Matt

## Designer Furniture Knob (Porcelain)

Furniture Kids Knob, Porcelain



Article No.	Description
128.99.000	Red Heart

Furniture Kids Knob, Porcelain



Article No.	Description
128.99.001	Fish

Furniture Kids Knob, Porcelain



Article No.	Description
128.99.002	Penguin

**Stock Available**

## Flush Handles (Aluminium)

1



Article No.	Size	Finish
161.30.600	110x15mm	Nickel Matt
161.30.200	110x15mm	CP



Article No.	C to C	Finish
152.11.931	96 mm	Silver Anodized Aluminium
152.11.933	160 mm	
152.11.935	224 mm	

Finish: Stainless Steel coloured



Article No.	C to C
151.86.021	128 mm
151.86.022	160 mm
151.86.023	192 mm
151.86.027	320 mm

Finish : Aluminium Coloured / Silver Coloured



Article No.	C to C
151.76.901	96 mm
151.76.902	128 mm
151.76.903	160 mm
151.76.904	192 mm

Pressing the lower section, projects the upper section outside. The unique design and gives complete grip to open the furniture fronts.



Article No.	Size	Finish
152.16.710	112 x 87 mm	White Coloured
152.16.711	152 x 87 mm	

Article No.	Size	Finish
152.16.000	112 x 87 mm	Stainless Steel Coloured
152.16.001	152 x 87 mm	

Special Order

Stock Available

Furniture Handles and Knobs

Dimensional data not binding. We reserve the right to alter specifications without notice.

## Furniture Profile Handles (Aluminium)

### Aluminium Profile Handle:

Can be used as a profile in full length or could be used in cut lengths. In case of cut lengths profile end caps to be ordered separately.

**Finish:** Silver Anodized Aluminium



Article No.	Size (L x D x H)
151.85.930	972 x 21 x 43 mm

### End Cover Cap

**Material:** Zinc alloy



Article No.	Finish
151.85.989	Aluminium Colour

Insert Handle, zinc Alloy  
Aluminium Coloured  
Size: 180mm



Article No.	Finish
108.68.914	Aluminium Coloured

Insert Handle  
Size : 177 mm



Article No.	Finish
151.47.231	CP



Article No.	Size	Finish
126.26.273	300mm	Polished Chrome
126.26.276	450mm	
126.26.279	600mm	
126.26.282	900mm	

Special Order

Stock Available

## Furniture Profile Handles (Aluminium)

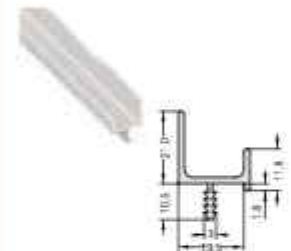
### Inset Handles

Finish: Silver Anodized



Article No.	Length
126.20.905	2500 mm

Finish: Silver Anodized



Article No.	Length
126.21.902	2500 mm

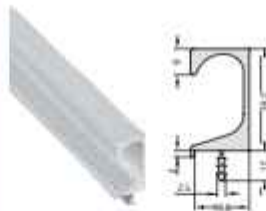
Finish: Silver Anodized



A= 43mm  
B= 20mm  
C= 1.6mm

Article No.	Length
126.27.907	3000 mm

Special Order



Finish: Silver Anodized

Article No.	Length
126.07.933	3000 mm

Finish: Stainless Steel Hairline

Article No.	Length
126.07.033	3000 mm



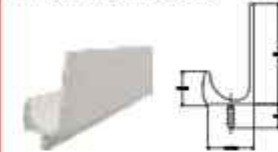
Finish: Silver Anodized

Article No.	Length
126.22.900	3000 mm

### Flush Handle



Finish: Silver Anodized



Article No.	Length
126.51.910	3000 mm

### Profile Handle for Wood Sliding Door



Material : Aluminium

Finish : Silver anodized

Article No.	Length
126.12.900	2500 mm

Stock Available

### Profile Handles

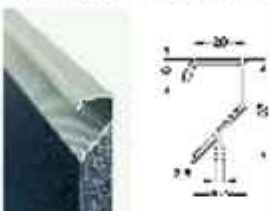
**Finish:** Silver Anodized



Article No.	Length
126.35.945	2500 mm

**Grip Profile Handle**

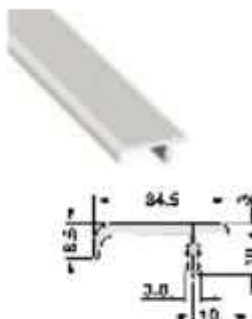
**Material:** Aluminium Anodized



Article No.	Length
126.34.925	2500 mm

**Grip Profile Handle**

**Material:** Aluminium Anodized



Article No.	Length
126.27.908	3000 mm

**Finish:** Silver Anodized



Article No.	Length
126.39.925	2500 mm

**Grip Profile Handle**

**Material:** Aluminium Anodized



Article No.	Length
126.35.925	2500 mm

**Finish:** Silver Anodized  
End Cap For 126.39.925  
Plastic Silver Coloured



Article No.	
126.39.997	RHS
126.39.998	LHS

**Profile Handle**  
**Finish:** Chrome Plated



Article No.	Size	C to C
126.10.303	550 mm	448 mm
126.10.302	450 mm	320 mm
126.10.301	250 mm	160 mm

Special Order

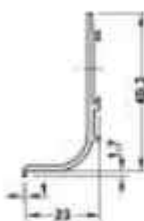
Stock Available



## Gola Profile Handles


1

Finish: Silver Anodized



Article No.	Length
126.37.911	3000 mm

Finish: White Coloured



Article No.	Length
126.37.700	2500 mm

Finish: Black Coloured



Article No.	Length
123.37.301	2500 mm

Special Order

Cover Cap For L Shape Gola Profile



RHS Cap

Article No.	Finish
126.37.997	Silver Coloured
126.37.977	White Coloured
126.37.937	Black Coloured

LHS Cap

Article No.	Finish
126.37.998	Silver Coloured
126.37.978	White Coloured
126.37.938	Black Coloured

Finish: Silver Coloured



Article No.	Length
126.36.900	2500 mm

Finish: White Coloured



Article No.	Length
126.36.700	2500 mm

Finish: Black Coloured



Article No.	Length
126.36.310	2500 mm

Cover Cap For C Shape Gola Profile



Article No.	Finish
126.37.996	Silver Coloured
126.37.976	White Coloured
126.37.936	Black Coloured

Fixing Bracket For Gola Profile



Article No.	Finish
126.37.990	Stainless Steel Matt

Fixing Bracket For Ceiling



Article No.	Finish
126.37.988	Stainless Steel Matt

Stock Available

Furniture Handles and Knobs

Dimensional data not binding. We reserve the right to alter specifications without notice.

## Gola Profile Handles

Outward 90° Connector For C-shape Gola Profile



Article No.	Finish
126.37.986	Silver Coloured
126.37.771	White Coloured
126.37.371	Black Coloured

Outward 90° Connector For L-shape Gola Profile



Article No.	Finish
126.37.985	Silver Coloured
126.37.775	White Coloured
126.37.375	Black Coloured

Inward 90° Connector For L-shape Gola Profile



Article No.	Finish
126.37.980	Silver Coloured
126.37.774	White Coloured
126.37.374	Black Coloured

Inward 90° Connector For C-shape Gola Profile



Article No.	Finish
126.37.981	Silver Coloured
126.37.770	White Coloured
126.37.370	Black Coloured

Dimensional data not binding. We reserve the right to alter specifications without notice.

**Special Order**

**Stock Available**

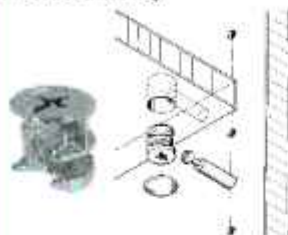
## Knockdown Connectors and Shelf Supports



## Minifix Connectors

### Minifix 15

Connector Housing for wood thickness from 12 to 23mm  
Finish: Zinc Alloy



Article No.	Finish
262.26.070	15 dia/ wood 12mm Zinc Bright
262.26.532	15 dia/ wood 15 mm Nickel Plated
262.26.534	15 dia/ wood 18 mm Nickel Plated
262.26.036	15 dia / wood 23 mm Zinc Bright

### Econo S Bolt

Steel Galvanized with clip-on plastic sleeve, 5mm Euro thread.  
Thread length 11mm.  
Sleeve-Polystyrene Rod.



Article No.	Drilling distance
262.27.679	24 mm
262.28.679	34 mm

Special Order

## Minifix Connectors

**Econo Bolt - Machine Thread**  
Steel Galvanized 5mm machine thread. Thread length 11mm.



Article No.	Drilling distance
262.28.643	34 mm

**Econo Bolt-Machine Thread**  
(Steel Galvanized M6x9 mm)



Article No.	Drilling distance
262.28.319	34 mm

**Econo Bolt - Euro Thread**  
Steel Galvanized 5mm Euro thread. Thread length 11mm.



Article No.	Drilling distance
262.28.624	34 mm

## Cover Cap

**Dowel:** Nylon Socket for machine thread Econo Bolts



Article No.	Dia. x Length
039.33.268	10.8 x 11.5mm


**Dowel:** Nylon Socket for machine thread Econo Bolts

Article No.	Dia. x Length
039.32.050	10 x 12 mm

**Glue-in Dowel:** Plastic socket for M6 threaded bolt

Article No.	Dia. x Length
039.33.462	8 mm x 11 mm
039.33.266	10 mm x 11 mm

**Cover Cap** for Minifix 15 housing, for Thickness from 13 to 29mm  
**Diameter:** 17mm  
**Material:** Plastic



Article No.	Colour
262.24.751	White for 16mm - 29mm

**Cover cap,** Plastic, self-adhesive, Ø 18 mm



Article No.	Colour
245.25.500	Light grey
245.25.310	Beech





Stock Available

## Minifix Connectors

2

Knockdown Connectors and Shelf Supports

Ordering Information				
	Article No.	2 Piece Connector	3 Piece Connector	4 Piece Connector
	Minifix casing			
	262.26.070	1 no. as per requirement	1 no. as per requirement	1 no. as per requirement
	262.26.532			
	262.26.534			
262.26.264				
	Connecting Bolt			
	262.28.679	1 no. as per requirement	1 no. as per requirement	1 no. as per requirement
	262.27.679			
262.28.624				
	Dowel			
	039.32.050		1 no.	as per requirement
	Cover Cap			
	262.24.064	—	—	1 no. as per requirement
	262.24.055			
	262.24.751			
262.24.153				

Ordering Information				
	Article No.	2 Piece Connector	3 Piece Connector	4 Piece Connector
	Minifix casing			
	262.26.070	1 no. as per requirement	1 no. as per requirement	1 no. as per requirement
	262.26.532			
	262.26.534			
262.26.264				
	Machine Thread Connecting Bolt			
	262.28.643	1 no.	1 no.	as per requirement
	262.28.319	1 no.	1 no.	as per requirement
	Dowel			
	039.33.268	—	1 no.	as per requirement
	Cover Cap			
	262.24.064	—	—	1 no. as per requirement
	262.24.055			
	262.24.751			
262.24.153				

Special Order

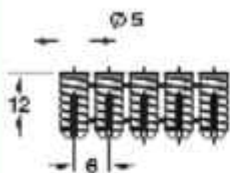
Stock Available

Dimensional data not binding. We reserve the right to alter specifications without notice.



## Spreading Sleeve

**Minifix Spreading sleeve Strip of Sleeves**  
For drilled hole ø 5mm  
Material: Nylon



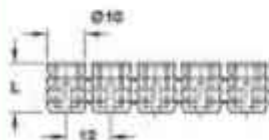
Article No.	Length
042.98.051	12 mm

Dowel: Made of white birch wood



Article No.	Dia. & Length
267.89.854	8 x 40 mm

**Minifix sleeve M6 glue-in sleeves**  
For drilled hole ø 10mm  
Material: Nylon



Article No.	Length
039.35.064	13 mm

Special Order

## Rafix Connectors

**Rafix - SE Connecting Bolts**  
steel with special threading (EURO) for **Drilled hole ø 5 mm**. Thread length 12mm  
Drive: Cross slot Pz2



Article No.	Finish
263.20.981	Galvanized

**Rafix - SE 32: Connector housing**  
Finish: Plastic



For wood thickness 19mm

Article No.	Colour
263.12.105	Brown

## IXCONNET Spreading connector

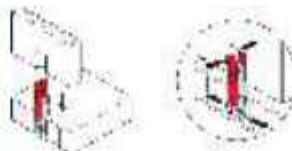
### Ixconnect SC 8/25



One piece cabinet connector for small furniture items & drawers

For concealed, not removable cabinet connections

Used in MDF and chipboard in combination with wooden dowel with recommended thickness from 15-19mm



Article No.	For installation with
262.11.111	RTA Connector, Ixconnect SC 8/25, plastic

### Ixconnect SC 8/60



One piece cabinet connector for large furniture items used in MDF and chipboard in combination with wooden dowel with recommended thickness from 15-19mm

For concealed applications, only a Ø 6 mm drill hole for securing the connector is visible after installation



Article No.	For installation with
262.11.117	RTA Connector, Ixconnect SC 8/60, plastic

Stock Available

## Panel Connectors

2

### KEKU - Suspension Fittings Screw Fixing Type

**Area of application:**  
For fastening panels to frame structures

**Material:** Plastic  
**Colour:** Black



### KEKU - Push-in fittings

**Area of application:**  
For fastening panels to frame structures **Material:** Plastic  
**Colour:** Black



### AS - Panel components

**Installation:** With Ø 4mm chipboard screws or VARIANTA Ø 3mm or 5mm special screws



### EH - Frame components

**For screw-fixing to substructures**

**Installation:** With Ø 4mm chipboard screws or VARIANTA Ø 3mm or 5mm special screws



Article No.	For Installation with
262.50.359	chipboard screws with countersunk head 4.0 mm

Article No.	For Installation with
262.49.365	chipboard screws with countersunk head 4.0 mm

### AS - Frame components

**For screw-fixing to substructures**

**Installation:** With Ø 4mm chipboard screws or VARIANTA Ø 3mm or 5mm special screws



Article No.	For Installation with
262.50.368	chipboard screws with countersunk head 4.0 mm

### Panel component

**Installation:**  
For screw-fixing to panels with Ø 4mm chipboard screws or VARIANTA Ø 3mm or 5mm special screws



With lip

Article No.	For Installation with
262.49.356	chipboard screws with countersunk head 4.0 mm

Special Order

Stock Available

Dimensional data not binding. We reserve the right to alter specifications without notice.

Knockdown Connectors and Shelf Supports

## Shelf Supports for Wood

**For wooden shelves: Steel**  
**Load capacity:** 80 kg/per  
 set of 4 pieces  
 ø 5mm



Article No.	Finish
282.43.905	Bright Galvanised

**Shelf Support: Steel**  
**Load capacity:** 80 kg/per  
 set of 4 pieces



Article No.	Finish
282.04.711	Nickel plated
282.04.515	Brass plated
282.04.113	Burnished

**Shelf Support: Plastic**  
 For drilled hole ø 5mm  
 Load carrying capacity 75kg/  
 per set of 4 pieces



Article No.	Colour
283.63.715	White
283.63.117	Brown

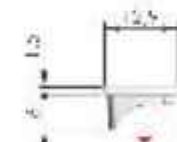
Load capacity: 80kg / 4 pcs  
 For wood ø 5mm pin

## K LINE



Article No.	Finish
284.84.711	Nickel Plated

For Glass



Article No.	Finish
284.84.990	Soft Clear Rubber
284.84.711	Nickel Plated

Special Order

Stock Available

## Shelf Support for Wood

For wood  
Smooth Pin  $\varnothing$  5mm  
Load capacity: 80kg / 4 pcs

### FLIPPER



Article No.	Finish
263.07.001	Aluminium Plastic
263.07.007	White



Article No.	Finish
263.20.002	Euro Dowel
263.20.004	Plain Dowel

Special Order

For wood  
load capacity: 80kg / 4 pcs

### UNICO



Article No.	Pin Size
262.37.700	$\varnothing$ 5 smooth pin



Article No.	Pin Size
262.37.710	$\varnothing$ 3 smooth pin



Article No.	Pin Size
262.37.720	$\varnothing$ 5 euro threaded pin

For panel 25mm thick minimum  
Load capacity: 60kg/ 4 pcs  
 $\varnothing$  12/16mm

### SECRET MAXI



Article No.	Pin Size
284.03.356	Light grey plastic



Article No.	Pin Size
284.03.357	Light grey plastic

Stock Available

## Shelf Support for Wood

Wood Shelf Support  
30 to 40 mm thickness  
Load Capacity 15 kilos  
per piece with 300 mm  
shelf depth ø 14mm

TRIADE



Article No.	Finish
283.39.010	Zinc Alloy & Steel

Special Order

Wood Shelf Support  
40 mm thickness Load Capacity  
20 kilos per piece with  
400 mm shelf depth ø 14mm

TRIADE MAXI



Article No.	Pin Size
283.39.012	Zinc Alloy & Steel

Stock Available



Article No.	Pin Size
283.39.021	Bracket Steel Zinc Plated



Article No.	Finish
283.39.019	Bracket Steel Zinc Plated



## Shelf Support for Glass

Glass Shelf Support  
Glass Shelves from  
5 upto 10 mm  
Load Capacity 6 kilos per  
piece for 150mm shelf depth

### KALABRONE MINI

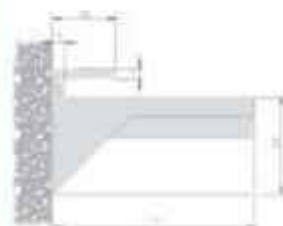


Article No.	Finish
284.09.030	Stainless Steel
284.09.230	Bright Chrome
284.09.930	Silver

Special Order

Glass Shelf Support  
Glass Shelves from 8  
upto 30 mm  
Load Capacity 25 kilos per  
piece with 320 mm shelf depth

### KALABRONE SYSTEM



PACKING : SET OF 2

Article No.	Finish
284.09.280	Stainless Steel
284.09.080	Bright Chrome
284.09.980	Silver

Stock Available

Smooth pin ø 5mm for glass  
4-8 mm thick  
Load capacity: 80kg/ 4 pcs

### KUBIC



Article No.	Finish
284.04.641	Nickel Plated (lower)
284.04.641	Nickel Plated (upper)

2

Knockdown Connectors and Shelf Supports

Dimensional data not binding. We reserve the right to alter specifications without notice.

## Shelf Supports for Glass

For glass 5-6 mm thick  
Load capacity: 80kg/ 4 pcs

### KRISTAL



Smooth pin  $\varnothing$  5mm

Article No.	Finish
284.04.655	Nickel Plated

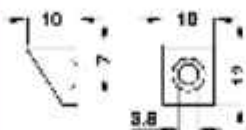


Screw Hole  $\varnothing$ , 3/ 5mm

Article No.	Finish
284.04.650	Chrome plated

Special Order

### Shelf Support, Capacity 60 Kg, Zinc Alloy



Article No.	Finish
282.18.706	Nickel Plated

Peki Glass Support 4-10mm  
 $\varnothing$ 5 Nk-transp.  
Load: 80kg / 4 pcs



Article No.	Finish
284.04.611	Nickel Plated

**Glass Shelf Support:** Ex-celent H, for glass shelves from 6-10mm  
**Supplied with:** Plastic-coated caps  
Load capacity: 60kg



Article No.	Finish
282.23.716	Zinc-alloy, Nickel Plated

**Glass Shelf Support:** Zinc alloy with rubber vacuum  
**Plug-in, with twin grooves**  
Load capacity: 60kg



Article No.	Finish
282.24.730	Nickel plated

**Glass Shelf Support:** Steel with Transparent plastic cap  
 $\varnothing$  5mm  
Load capacity: 60kg



Article No.	Finish
281.41.907	Steel, Galvanized

Stock Available

## Bed Connectors

**Bed Connectors:** For beds with central tie bar/assembly do-mountable type.

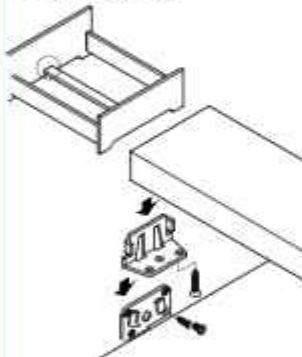
**Material:** Steel

**Installation:** For screw-fixing



**Supplied with (per unit)**

- 1 supporting bracket
- 1 retaining plate



Article No.	Finish
273.03.515	Yellow chromated

Special Order

**Bed Connectors:** with cranked hook-in part

**Material:** Steel

**Installation:** For screw-fixing

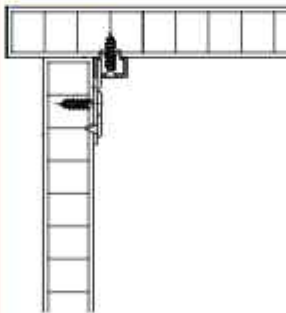


**For Height:** 100 mm

Article No.	Finish
271.03.511	Yellow chromated
271.03.910	Chromated

**For Height:** 130 mm

Article No.	Finish
271.03.531	Yellow chromated
271.03.930	Chromated



**Bed fitting:** With height adjustment feature

**Material:** Steel

**Height adjustment:**

4 attachment positions, triple height adjustment facility

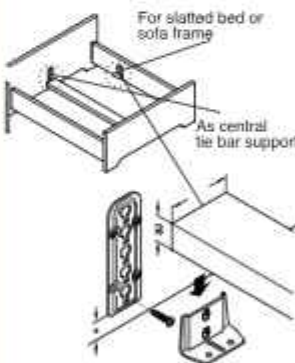
**Installation:** For screw-fixing



**Supplied with (per unit)**

- 1 mounting plate
- 1 bracket

Article No.	Finish
273.41.550	Yellow chromated



Stock Available

## Connecting Screws

**M4 Threaded Screw**  
with combi slot for PZ 2 cross slot or flat blade screwdrivers  
**Material:** Steel nickel plated



Article No.	Length
022.34.157	15 mm
022.34.255	25 mm
022.34.308	30 mm

**Sleeve with M4 internal thread**  
with combi slot or flat blade screwdrivers  
**Material:** Steel nickel plated



Article No.	L	Wood Thickness
267.01.715	27	28 mm - 36 mm
267.01.717	35	37 mm - 45 mm

Special Order

**Confirmat One-piece connector**  
with shank  $\varnothing$  7, Head  $\varnothing$  10mm  
**Thread length 50mm**



Article No.	Finish
264.42.190	Steel Galvanised

**Trim Cap:** For confirmat One-piece connector  
**Material:** Plastic  
**Installation:** Push fit



Article No.	Finish
045.01.704	White
045.01.008	Pine

**Made of nickel-plated or black steel, with M6 thread**  
**Connecting screw with sleeve**  
**Drive:** Cross slot PZ and longitudinal slot



Article No.	Length
267.05.703	36 mm - 46 mm

Stock Available

## Hinges, Flap Fittings and Lid Stays



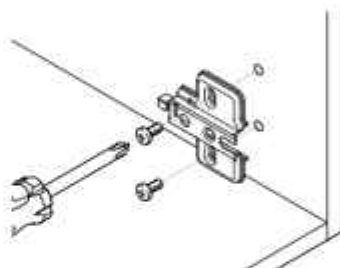


## Technical information for Hinges

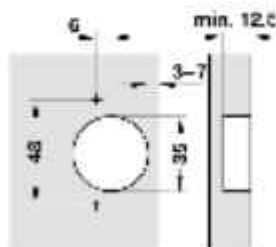
### Drilling and fixing pattern



**Cup for screw fixing:** Preferably with countersunk chipboard screws



**Mounting plate for screw fixing:** Preferably with countersunk chipboard screws or with pre-mounted special screws into 32mm series drilled holes



**Drilling Pattern:** Metallamat A series follow the drilling pattern of 48 x 6

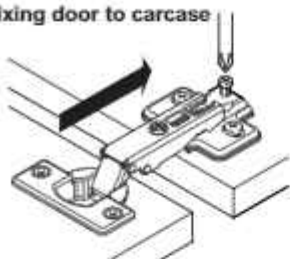
Dimensional data not binding. We reserve the right to alter specifications without notice.

Special Order

Stock Available

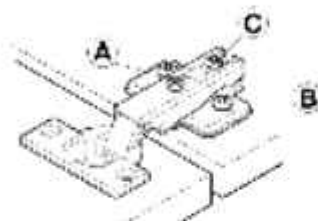
## Technical information for Hinges

### Fixing door to carcass



Metallamat A series hinges are fitted onto the fixed mounting plate by sliding on

### Adjustment options



Metallamat A hinges have 3 dimensional adjusting facility



**A. Lateral adjustment:**  
Adjusting distance on concerned hinge + 3mm



**B. Height adjustment:**  
This is done via the mounting plate adjusting distance +/- 3mm



**C. Depth adjustment:**  
Adjusting distance on concerned hinge +4 mm, -1mm

Special Order

Stock Available

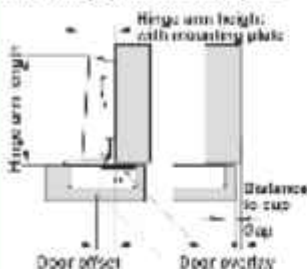
3

Hinges, Flap Fittings and Lid Stays


Dimensional data not binding. We reserve the right to alter specifications without notice.

## Technical information for Hinges

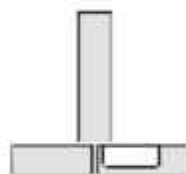
### Mounting pattern of hinges




**Mounting methods:** Generally there are 3 types of mounting



**Full overlay methods:** Recommended for flush doors

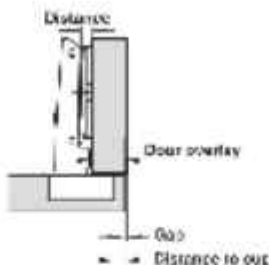


**Half overlay mounting:** Recommended for rebated doors



**Inset overlay mounting**

### Choice of mounting plate

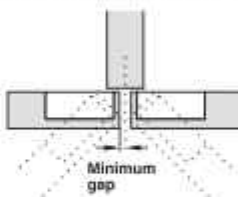


**Example:** With door overlay of 10mm and distance to the cup of 3mm, a mounting plate with distance 6mm has to be chosen.

Distance

2	3	4	5	6	7	8	9	10	11	12	13	14
1	2	3	4	5	6	7	8	9	10	11	12	13
16	17	18	19	20	21	22	23	24	25	26	27	28

### Determination of required minimum gap for half overlay



The required minimum gap depends on the type of hinge, distance to cup and door thickness. After the dimensions of distance to cup and door thickness has been determined, the minimum gap can be looked up in the application table.

**Example:** With door thickness of 19mm and a distance to cup of 4 mm a minimum gap of 2mm is required

Door thickness	Distance to cup	4	5	6
16	1,7	1,1	1,7	2,3
18	1,7	1,1	1,7	2,3
19	2,0	1,4	2,0	2,6
21	2,3	1,7	2,3	2,9
24	3,0	2,4	3,0	3,6
28	3,5	3,0	3,6	4,2

Special Order

Stock Available

## Technical information for Hinges

**Recommendation with regard to the number of concealed hinges to be used per door panel:**

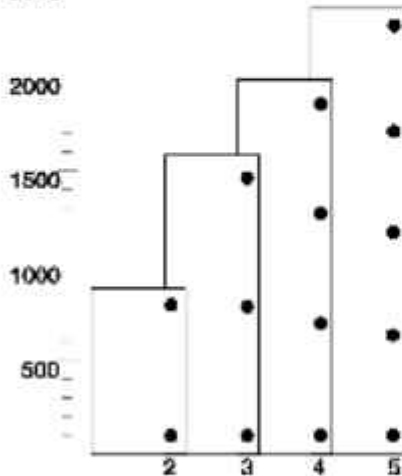
The number of concealed hinges per door depend on

- a) door width
- b) door height
- c) door weight (kg) &
- d) door material (type of wood used)

**Example:** 3 concealed hinges have to be mounted on a door panel with a height of 1500 mm and a door weight of 9-12 kg, keeping in mind the door width of 500mm

Should the width increase then the number of hinges to be used will be 4 pieces.

Door weight, in Kg	4 - 5	6 - 9	10 - 15	16 - 22
Door width in mm	500	500	500	500
	2500			



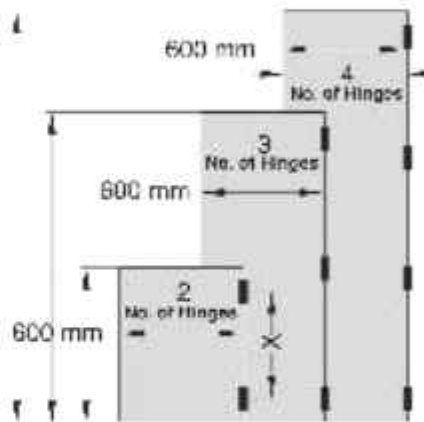
The number of furniture hinges shown in the diagram is just a recommendation though a fitting test is required.

Special Order

**Recommendation for normal furniture hinges like the BUTT and ROLLED hinges per door panel:** This depend on

- a) door width
- b) door height
- c) door weight (kg) &
- d) door material (type of wood used)

**Example:** 2 furniture hinges have to be mounted on a door panel with a height of 900 mm and a door width of 600mm considering a thickness of 19mm



Eg. Two furniture hinges are recommended for a door height of 900mm

The number of furniture hinges shown in the diagram is just a recommendation though a fitting test is required.

Stock Available

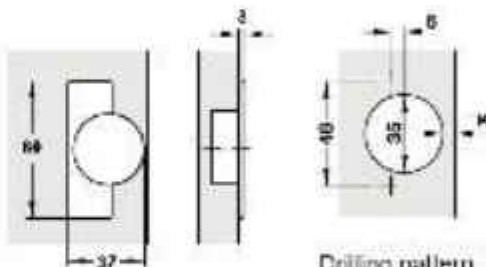
## Eco Metalla Hinge

3

Hinges, Flap Fittings and Lid Stays



Slide-on Mounting  
 Material: Mild Steel  
 Finish: Nickel Plated  
 Passed 24 Hours Salt Spray Test  
 Cycle Testing: Passed 20,000 Cycles  
 3-Dimensional Adjustment  
 Opening Angle: 110°  
 Thickness of Hinge Arm: 11.3 mm  
 Diameter of Hinge cup: 35 mm  
 Door Thickness: 14-22 mm  
 4 hole mounting plate



Drilling pattern  
 48/6

Finish: SS Polished

Article No.	Overlay
483.01.745	Full Overlay With 4 Hole Mounting Plate, Steel Nickel Plated
483.01.746	Half Overlay With 4 Hole Mounting Plate, Steel Nickel Plated
483.01.747	Inset With 4 Hole Mounting Plate, Steel Nickel Plated

**Note:**

- Not suitable for undersink application
- Article consists of 2 Hinges+2 Mounting Plates+ 12 fixing screws

Special Order

Stock Available

Dimensional data not binding. We reserve the right to alter specifications without notice.



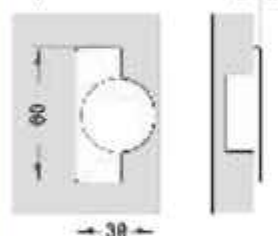
## Metalia Concealed Hinges (Economical Range)

### Opening Angle 110°

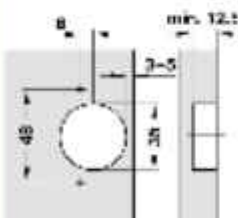


Slide-on hinges with automatic closing spring, with 3 dimensional adjusting facility  
 Door thickness: 14-22mm  
 Finish: Nickel Plate  
 Material: Mild Steel

#### Cup dimensions



#### Drilling dimensions for cup fixing screw fixing



#### Note:

- Not suitable for undersink application
- Article consists of 2 Hinges+2 Mounting Plates+ 8 fixing screws

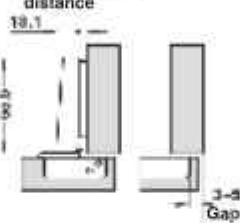
Special Order

### Full overlay mounting

110° full overlay hinges with 0 mm mounting plate 2pcs each & screws 8 pcs.



#### Mounting plate distance



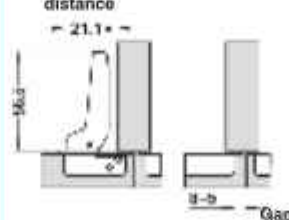
Article No.	Mounting
311.90.980	0 CRANK

### Half overlay mounting

110° half overlay hinges with 0 mm mounting plate 2pcs each & screws 8 pcs.



#### Mounting plate distance



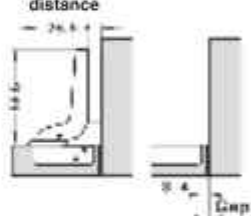
Article No.	Mounting
311.90.981	7 CRANK

### Inset mounting

110° inset overlay hinges with 0 mm mounting plate 2pcs each & screws 8 pcs.



#### Mounting plate distance



Article No.	Mounting
311.90.982	16 CRANK

3

Hinges, Flap Fittings and Lid Stays

Dimensional data not binding. We reserve the right to alter specifications without notice.

Stock Available

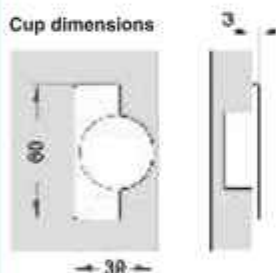
## Metalia Concealed Hinges (With 4 Holes Mounting Plate)

### Opening Angle 110°

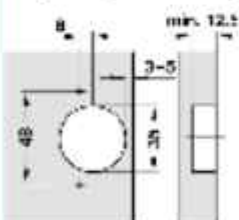


Slide-on hinges with automatic closing spring, with 3 dimensional adjusting facility  
 Door thickness: 14-22mm  
 Finish: Nickel Plate  
 Material: Mild Steel  
 Mounting Plate: 4 holes

### Cup dimensions



### Drilling dimensions for cup fixing screw fixing



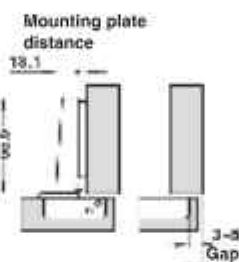
### Note:

- Not suitable for undersink application
- BOM article consist of 2 Hinges + 2 Mounting Plates
- We dont provide screws with these Articles, (Please use nickel plated screws to avoid rusting)

Special Order

### Full overlay mounting

110° full overlay hinges with (4 holes) 0 mm mounting plate



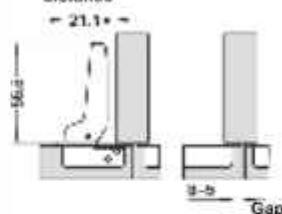
Article No.	Mounting
311.01.121	0 CRANK

### Half overlay mounting

110° half overlay hinges with (4 holes) 0 mm mounting plate



### Mounting plate distance



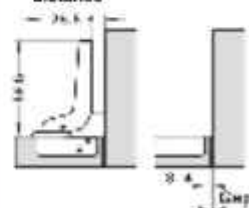
Article No.	Mounting
311.01.122	7 CRANK

### Inset mounting

110° Inset hinges with (4 holes) 0 mm mounting plate



### Mounting plate distance



Article No.	Mounting
311.01.123	16 CRANK

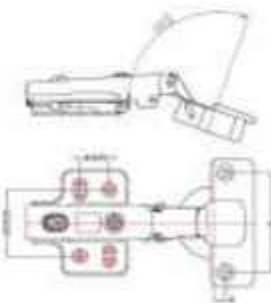
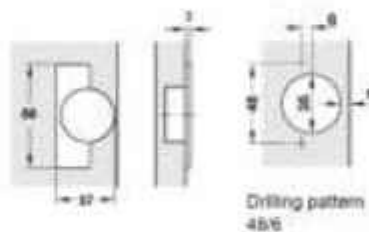
Stock Available

## Metalla Clip-on (Economical Range)



### Product Features:

- Mounting Plate with 4 holes for extra stability Clip-on Mounting
- Material: Mild Steel
- Finish: Nickel Plated
- Passed 48 Hours Salt Spray Test
- Cycle Testing: Passed 40,000 Cycles
- 3-Dimensional Adjustment
- Opening Angle: 110°
- Thickness of Hinge Arm: 11.3 mm
- Door Thickness: 14-24 mm
- Drilling Pattern: A= 48 mm & B = 6 mm



Article No.	Mounting
311.01.146	0 Crank 4 Hole MP
311.01.145	Half Crank 4 Hole MP
311.01.144	Inset 4 Hole MP

### Note:

- Not suitable for undersink application
- Article consists of 2 hinges + 2 mounting plates + 12 screws

Special Order

Stock Available

3

Hinges, Flip Fittings and Lid Stays

Dimensional data not binding. We reserve the right to alter specifications without notice.

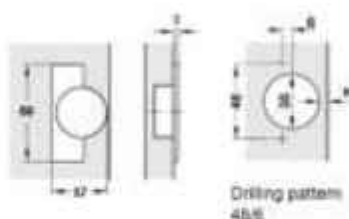
## Metalla Slide on

### Slide-on Soft Close Hinge



#### Product Features:

- Slide-on Mounting
- Material: Mild Steel
- Finish: Nickel Plated
- Passed 48 Hours Salt Spray Test
- Cycle Testing: Passed 40,000 Cycles
- 3-Dimensional Adjustment
- Opening Angle: 105°
- Thickness of Hinge Arm: 11.3 mm
- Diameter of Hinge cup: 35 mm
- Door Thickness: 14-24 mm
- Drilling Pattern: 48/6 mm



Article No.	Mounting
315.07.042	0 Crank
315.07.043	Half Crank
315.07.044	Inset

#### Note:

- Not suitable for undersink application
- Article consists of 2 hinges + 2 mounting plates + 8 screws

Special Order

Stock Available

## Metalla Soft Closing - Damper Hinge




### Features:

- Soft Close integrated into hinge arm
- Clip-on Mounting
- Material : Mild Steel
- Finish : Nickel Plated
- Passed 48 hour salt test
- Material certified according to TUV Germany
- Cycle testing - Passed 40,000 cycles
- 3 Dimensional adjustment facility

### Technical Information:

- Opening Angle : 110°
- Thickness of Hinge cup : 11.3 mm
- Diameter of Hinge cup : 35 mm
- Door Thickness : 14 - 24 mm

### Full overlay mounting



Article No.	Mounting
315.07.075	Full Overlay Mounting

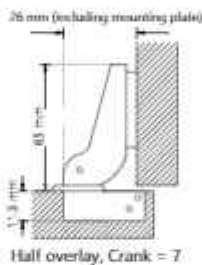
### Note:

- Not suitable for undersink application
- Article consists of 2 Hinges+2 Mounting Plates+ 8 fixing screws

Special Order

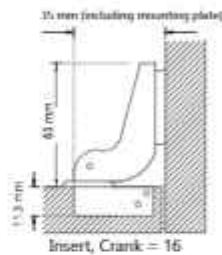
Stock Available

### Half Overlay Mounting



Article No.	Mounting
315.07.076	Half Overlay Mounting

### Inset Mounting



Article No.	Mounting
315.07.077	Inset Overlay Mounting

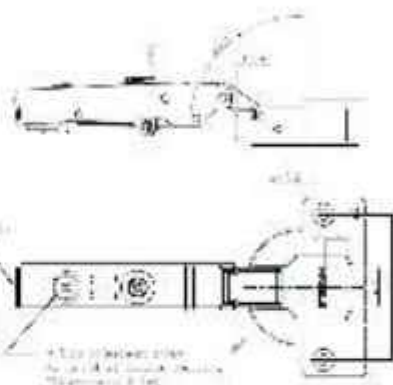
3

Hinges, Flap Fittings and Lid Stays

Dimensional data not binding. We reserve the right to alter specifications without notice.



## Thick Door Metalla Soft Close Hinge



### Specifications:

- Material: Mild Steel
- Finish: Nickel Plated
- Anti Corrosion testing: Cleared 48 hours of salt testing
- Material Certification: TUV Certified
- Cycle Testing: Passed 40,000 Cycle test
- Opening Angle 95°
- Thickness of Hinge Cup 14.2 mm
- Diameter of Hinge Cup 40 mm
- Door Thickness 18-40 mm
- Drilling Pattern 52/7.5 mm

### Finish: SS Polished

Article No.	Overlay
315.07.072	Thick door Metalla Soft Close hinge, Full Overlay, 40mm door thickness
315.07.073	Thick door Metalla Soft Close hinge, Half Overlay, 40mm door thickness
315.07.074	Thick door Metalla Soft Close hinge, Inset, 30 mm door thickness

### Note:

- Not suitable for undersink application
- 1 set consist of 2 hinges+2mounting plates +8 fixing screws +2 hinge cup caps +2 hinge arm cap

Special Order

Stock Available

## Metalla Stainless Steel 304 Soft Close Damper Hinge

Soft Close Integrated into Hinge arm

- Clip-on Mounting
- Material: Stainless Steel 304 (body)
- Finish: SS Polished
- Passed 96 Hours Salt Spray Test
- Cycle Testing: Passed 40,000 Cycles
- 3-Dimensional Adjustment
- Opening Angle: 104°
- Thickness of Hinge Arm: 11.3 mm
- Diameter of Hinge cup: 35 mm
- Door Thickness: 14-22 mm
- Drilling pattern: 48x6 mm



Product Application:

- Kitchen Under Sink Cabinets
- Coastal Areas



Finish: SS Polished

Article No.	Overlay
311.01.652	Full Overlay
311.01.653	Half Overlay
311.01.654	Inset Overlay

3 Dimensional Adjustment



Side adjustment: -3mm



Height adjustment: +/-2mm



Depth adjustment: +3/-1mm

**Note:**

- Article consists of 2 hinges + 2 mounting plates + 12 screws

Special Order

Stock Available

3

Hinges, Flap Fittings and Lid Stays

Dimensional data not binding. We reserve the right to alter specifications without notice.

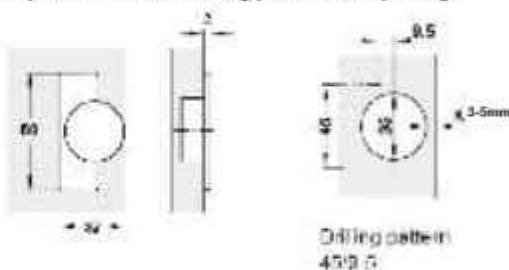
## Pie Cut Hinge



### Specification:

Material: Cup-Mild Steel, Hinge Arm & Mounting Plate- Zinc Alloy  
 Finish: Nickel Plated  
 Drilling pattern: 45/9.5 mm  
 Hinge cup dia: 35 mm  
 Drilling depth for cup: 11 mm  
 Door thickness: 14-24 mm  
 Opening angle: 135°  
 Partial opening angle: 65°  
 Full opening angle: 135°

### Cup dimension and drilling pattern for cup fixing



### Finish: SS Polished

Article No.	Overlay
311.01.561	PIE CUT CORNER HINGE 135 DEGREE 48/6 MM

Wide Angle Soft Close Hinge  
 165° Opening 48/6 mm  
 Steel Nickel Plated



Article No.	Mounting
315.07.012	0 mm CRANK

### Note:

- Not suitable for undersink application
- 2 hinges +2 mounting plate +8 screws
- Pie Cut hinge is compatible with wide angle hinges.

Special Order

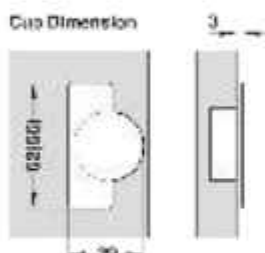
Stock Available

## Metallamat A Concealed Hinges

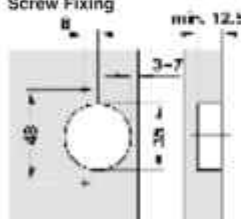
### Opening angle 110°



Slide-on hinges with automatic closing spring, with 3 dimensional adjusting facility. Door thickness: 16 to 19mm



### Drilling dimensions for cup fixing Screw Fixing



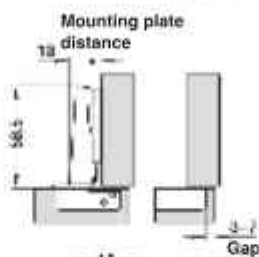
### Note:

- Not suitable for undersink application
- Fixing screws not supplied with hinges. To be ordered separately
- Metallamat A hinge 1 + 1 Mounting Plate 2mm

Special Order

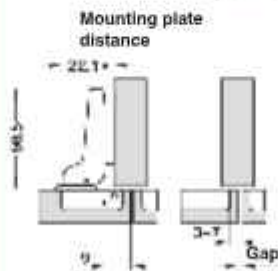
Stock Available

### Full overlay mounting Opening angle 110°



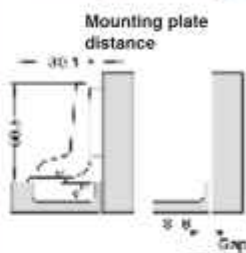
Article No.	Mounting
316.30.500	0 CRANK

### Half overlay mounting Opening angle 110°



Article No.	Mounting
316.30.501	9 mm CRANK

### Inset mounting Opening angle 110°



Article No.	Mounting
316.30.502	18 mm CRANK

### Mounting plates for Metallamat Hinges: Screw fixing with chip board screws



Article No.	Thickness
316.51.502	2 mm

### Ordering Information:

Article No.	Mounting
316.30.580	0 mm CRANK
316.30.581	9 mm CRANK
316.30.582	17 mm CRANK

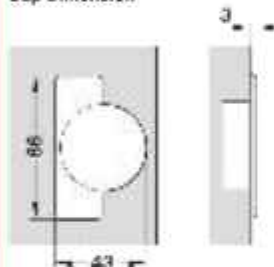
## Metallamat A Concealed Hinges

### Opening angle 92°

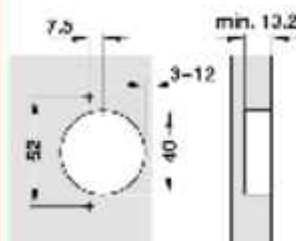


Slide-on hinges with automatic closing spring, with 3 dimensional adjusting facility. Door thickness: 24 to 35mm

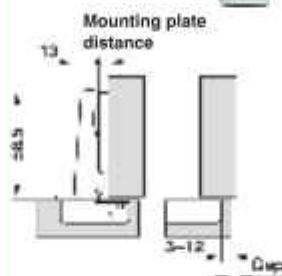
#### Cup Dimension



#### Drilling dimensions for cup fixing Screw Fixing

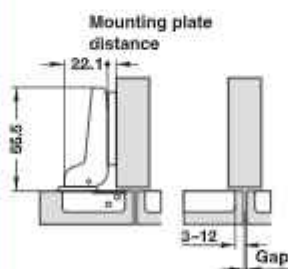


### Full overlay mounting Opening angle 92°



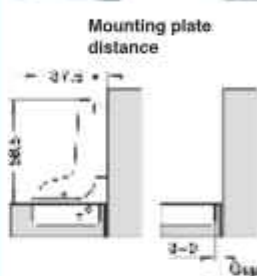
Article No.	Mounting
316.31.500	0 CRANK

### Half overlay mounting Opening angle 92°



Article No.	Mounting
316.31.501	9mm CRANK

### Inset mounting Opening angle 92°



Article No.	Mounting
316.31.502	17mm CRANK

### Mounting plates for Metallamat Hinges: Screw fixing with chip board screws



Article No.	Thickness
316.51.502	2 mm

### Ordering Information:

Article No.	Mounting
316.31.510	0 mm CRANK
316.31.511	9 mm CRANK
316.31.512	17 mm CRANK

#### Note:

- Not suitable for undersink application
- Fixing screws not supplied with hinges. To be ordered separately
- Metallamat A hinge 1 + 1 Mounting Plate 2mm

Special Order

Stock Available



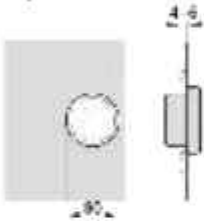
**Special Order**

## Glass Door Hinges - Metallamat A Concealed Hinges

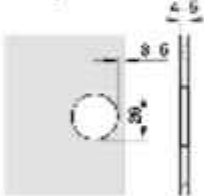
Glass doors thickness :  
4 to 5 mm  
Opening angle 92°



Cup dimensions



Drilling dimensions for cup fixing

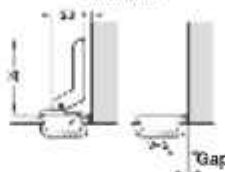


**Minimum gap for glass doors**  
Dimensions and gap specifications in drawings and tables are calculated.  
• With factory settings

**Inset mounting**  
Opening angle 92°



Mounting plate  
distance



Article No.	Cup fixing
<b>317.02.502</b>	Screw fixing 17.5 Crank

Cruciform mounting plates  
Screw-mounted  
screw fixing with chipboard  
screws



Article No.	Reinforcement
<b>317.93.602</b>	2 mm

**Front plates: Straight-edged**  
Material: Plastic



Article No.	Finish
<b>317.10.410</b>	Chrome-plated, Polished

**Front plates: Round**  
Material: Plastic



Article No.	Finish
<b>317.10.420</b>	Chrome-plated, Polished

3

Hinges, Flap Fittings and Lid Stays

Dimensional data not binding. We reserve the right to alter specifications without notice.

**Note:**

- Not suitable for undersink application
- Fixing screws not supplied with hinges. To be ordered separately
- Article No: 015.35.824, 4 x 15mm Hospa Chipboard Screws

**Special Order**

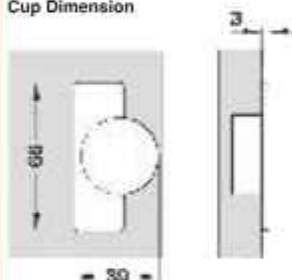
**Stock Available**

Opening angle 175°

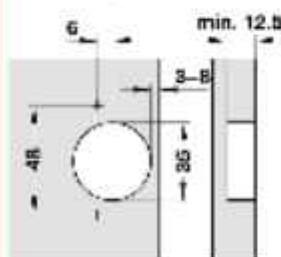


Slide-on hinges with automatic closing spring, with 3 dimensional adjusting facility. Door thickness: 20 to 26 mm

Cup Dimension



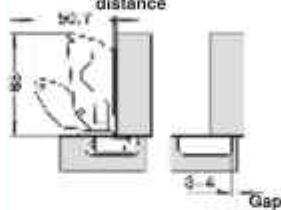
Drilling dimensions for cup fixing  
Screw Fixing



Full overlay mounting  
Opening angle 175°



Mounting plate distance

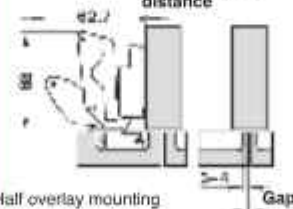


Article No.	Mounting
316.32.600	0 CRANK

Half overlay mounting and  
inset mounting  
Opening angle 175°



Mounting plate distance



Article No.	Mounting
316.32.601	12 mm CRANK

Mounting Plates for  
Metallamat Hinges: Screw  
fixing with chip board screws



Article No.	Thickness
316.51.502	2 mm

Article No. : 015.35.824  
4 x 15mm Hopsa Chipboard  
Screws

**Note:**

- Not suitable for undersink application
- Fixing screws not supplied with hinges. To be ordered separately

Special Order

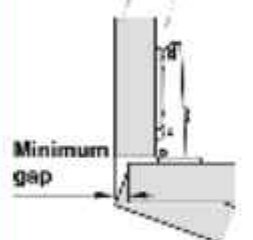
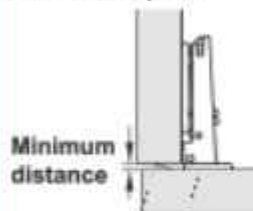
Stock Available

## DUOMATIC Concealed Hinges Thickness up to 40 mm

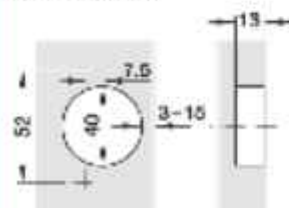
DUOMATIC Concealed hinge  
For profile doors up to 40mm  
Opening angle 94°



Minimum distance between door and side panel



Drilling pattern for cup fixing for screw fixing




**Note:**

- Not suitable for undersink application
- Fixing screws not supplied with hinges. To be ordered separately
- Duomatic Hinge 1 + 1 Mounting Plate 2 mm

Special Order

Stock Available

### Full overlay mounting



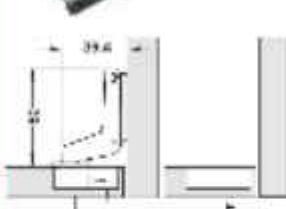
Article No.	Cup fixing
329.05.605	0 Crank

### Half overlay mounting



Article No.	Cup fixing
329.05.614	11 Crank

### Inset mounting



Article No.	Cup fixing
329.05.632	22 crank

DUOMATIC Cruciform mounting plates: screw fixing with chipboard screws



Article No.	Thickness
329.73.502	2 mm

### Ordering Information:

Article No.	Mounting
329.05.609	Full Overlay
329.05.619	Half Overlay
329.05.634	Inset

## Furniture Hinge

**Easy Mont Hinge:** Screw-mounted  
 Side panel thickness from 16 to 22 mm  
**Opening angle 90°**  
**Shutter Thickness from 16mm**



**Material:** Mild Steel



Article No.	Finish
343.33.970	Galvanized

## Kubikina Hinge



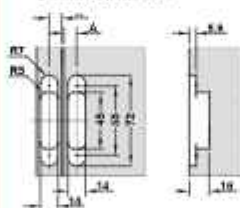
Chrome plated matt / Grey

**Area of application:** For overlay or inset mounting  
**Opening angle:** 180°  
**Material:** Zinc alloy/plastic  
**Installation:** For screw fixing  
**Adjustment facility:** Height  $\pm 1.5$  mm, side  $\pm 1$  mm, depth  $\pm 1.5$  mm (with overlay mounting), height  $\pm 1.5$  mm, side  $\pm 1.5$  mm, depth  $\pm 1$  mm (with inset mounting)

3-dimensionally adjustable for shutter alignment with millimetre accuracy

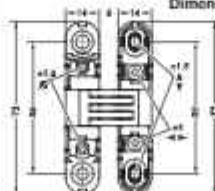
Article No.	Finish
341.24.415	Chrome plated matt/ Grey

### Drilling pattern




With wood thickness 18 mm: A = 9 mm  
 With wood thickness >20 mm: A = 10 mm

### Dimensions



Sample measurements for 20 mm thick wood  
 Hinge distance min. 500 mm  
 Door width up to 600 mm  
 The door's width must not exceed its height

### Number of hinges per door



Special Order

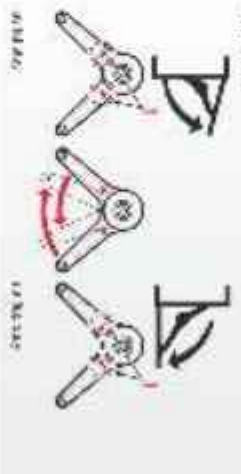
Stock Available



**Duo – The fitting with dual function**  
 For fitting into the standard spacer or into the narrow one.

- ✗ Not suitable for the standard spacer with a depth of 20 mm.
- ✗ Not suitable for the narrow spacer with a depth of 17 mm.

**Specifications**



**Front adjustment handle**



Model: 100.11.00 100.11.01 100.11.02 100.11.03  
 adjustment: adjustment adjustment adjustment  
 for models: for models for models for models

**Matching cover adjustment with DDU A then only**



**Subcase**  
 into the spacer with a hole



**Large spacer front series**  
 with a hole for the front with a hole



**Universal standard depth**



Special Order

Stock Available



## DUO

**Lid Stays - Duo**  
With adjustable braking effect



**Area of application:** For wooden flaps and flaps with aluminium frame, also suitable as flap stays

**For flaps with aluminium**

**frame:** width 20 mm or 45 mm

**Opening angle:** 75°, 90° or 110°

**Version:** With self-closing function

**Mounting:** For left and right hand use

**Flap Height:** upto 500mm

**Weight:** 2 to 15kg



Light version

HUWIL

Article No.	Area of application
373.66.211	For flaps made of wood or with aluminium frame. Frame width 45 mm and above <b>Finish: Black</b>
373.66.611	For flaps made of wood or with aluminium frame. Frame width 45 mm and above <b>Finish: Nickel Plated</b>
373.66.261	For flaps made of wood or with aluminium frame. Frame width 45 mm and above <b>Finish: White</b>
373.66.621	For flaps with aluminium frame with frame width 20 mm <b>Finish: Nickel Plated</b>

Special Order

## DUO Forte

**Flap Stays / Duo Forte**



- **Opening angle:** 75°, 90° or 110° (with different opening angles of hinges)

- **Mounting:** For left and right hand use

- The Flap locks in any position and it stops in end position when released by slight pressure

- Can be mounted on wooden door flaps and for door flaps with aluminium frame

- Gentle push helps in opening and closing of the Flap/Cabinet Door

- Made of Zinc alloy and the mounting bracket are made of steel

- Flap weight bearing capacity is from 3kg - 15kg

**Flap Height:** upto 700mm

**Area of application:** Also suitable for use as flap stays.  
**Opening angle:** 75°, 90° or 110°

**Material:** Stay: Zinc alloy

**Mounting bracket:** Steel

**Finish:** Black, Nickel plated & White

**Version:** With self mounting:

For left and right hand use

**Installation:** Without tools (clip mounting system)

**Distance from edge:** 28 mm

**Lock Function:**

Locking: Flap locks in any position

**Breaking function:** Flap locks in end position, release by slight pressure

Article No.	Area of application
373.66.311	DUO Forte Flap Stay, <b>Black</b> , For Wood/ED = 28mm
373.66.531	DUO Forte Flap Stay, <b>Nickel Plated</b> , For Wood/ED = 28mm
373.66.371	DUO Forte Flap Stay, <b>White</b> , For Wood/ED = 28mm
373.66.641	DUO Forte Flap Stay, <b>Nickel Plated</b> , For Aluminium/ED = 28mm

**Adapter: A must for all aluminium frame applications. (To be ordered separately)**



Article No.	Finish
563.25.960	Nickel plated

Stock Available

## DUO Installation

Installation as the stay



Cabinet height mm	Flap weight kg		Opening function	
	Locking function 1 fitting	2 fittings	1 fitting	2 fittings
250	7.0	15.0	9.0	15.0
300	8.0	12.0	7.5	14.0
350	7.0	10.0	6.0	12.0
400	6.5	8.0	6.0	11.5
450	6.0	6.0	5.0	10.0
500	5.5	5.0	4.5	9.0



Cabinet height mm	Flap weight kg		Opening function	
	Locking function 1 fitting	2 fittings	1 fitting	2 fittings
250	6.0	17.0	7.5	15.0
300	5.0	10.0	6.5	13.0
350	4.5	8.5	5.0	11.0
400	4.0	7.0	5.0	10.0
450	3.5	6.5	4.5	9.5
500	3.0	6.0	4.0	7.5



Cabinet height mm	Flap weight kg		Opening function	
	Locking function 1 fitting	2 fittings	1 fitting	2 fittings
200	6.0	12.0	6.0	15.0
250	5.0	8.0	6.0	12.0
300	4.0	6.0	5.0	10.0
350	3.5	5.0	4.0	9.0
400	3.0	4.0	4.0	7.5
450	2.5	3.5	3.5	7.0
500	2.0	3.0	2.0	6.0

Installation as the stay (use 2 fittings)



Cabinet height mm	Flap weight kg		Opening function	
	Locking function 2 fittings	2 fittings	1 fitting	2 fittings
200	13.0	13.0	13.0	13.0
250	12.0	14.0	13.0	13.0
300	10.0	13.0	13.0	13.0
350	8.5	11.5	11.5	11.5
400	7.0	10.0	10.0	10.0

Dimension: catch required

Dimension: catch is not required

Adjustment: shoulder from a cabinet height of 350 mm (optimal) range: 250 (min.)  
Shoulder adjustment for fitting inside the cabinet: when the flap is being closed:  
130 mm from front edge of cabinet

Dimensional data not binding. We reserve the right to alter specifications without notice.

Hinges, Flap Fittings and Lid Stays

3

Special Order

Stock Available

## DUO Forte Installation

### Installation as lid stay

Opening angle 75°



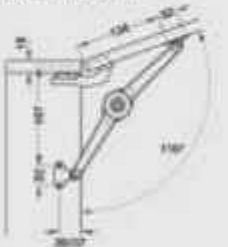
Cabinet height mm	Flap weight kg		Braking function	
	Locking function 1 fitting	2 fittings	1 fitting	2 fittings
300	9.0	15.0	12.0	15.0
350	9.0	15.0	11.0	15.0
400	7.0	14.0	9.0	15.0
450	6.0	12.5	8.0	15.0
500	5.5	11.0	7.0	15.0
550	5.0	10.0	6.5	10.0
600	5.0	8.5	6.0	12.0
650	4.0	8.5	5.5	11.0
700	4.0	6.0	5.0	10.0

Opening angle 60°



Cabinet height mm	Flap weight kg		Braking function	
	Locking function 1 fitting	2 fittings	1 fitting	2 fittings
300	7.5	15.0	8.0	15.0
350	6.5	15.0	6.0	15.0
400	6.0	12.0	7.5	15.0
450	5.5	11.0	7.0	14.0
500	5.0	8.5	6.0	12.0
550	4.5	8.5	5.5	11.0
600	4.0	8.0	5.0	10.0
650	3.5	7.0	5.0	9.0
700	3.0	7.0	4.0	9.0

Opening angle 110°



Cabinet height mm	Flap weight kg		Braking function	
	Locking function 1 fitting	2 fittings	1 fitting	2 fittings
250	7.5	15.0	10.0	15.0
300	8.5	12.5	6.0	15.0
350	5.5	11.0	7.0	14.0
400	4.5	8.5	6.0	12.5
450	4.0	8.5	5.5	11.0
500	4.0	7.5	5.0	10.0
550	3.0	7.0	4.0	9.0
600	3.0	6.0	4.0	8.0
650	3.0	5.5	4.0	7.5
700	3.0	5.0	3.5	7.0

Dimensional data not binding. We reserve the right to alter specifications without notice.

Special Order

Stock Available

## GAS SPRING



### Specifications:

- Application: For Wood & Aluminum Shutters
- Material: Steel with Powder Coating
- Finish: Silver
- Center to Center: 245±2 mm
- Piston Capacity: 60,80,100,120,150 N
- Weight Capacity: Refer Chart
- Usage: For Lid Stay (upward opening)
- Max Panel Height: 600 mm
- Max Width: 900 mm

### Weight for 1 pair of gas springs

Max. lid weight (kg) with 75° application				
Spring Force	Lid Height in mm			
N	300	400	500	600
60	4	3	2.4	2
80	5.4	4	3.2	2.8
100	6.8	5.2	4	3.4
120	8.2	6.2	5	4
150	9.4	7	5.8	4.8
Max. lid weight (kg) with 90° application				
Spring Force	Lid Height in mm			
N	300	400	500	600
60	3.6	2.6	2.2	1.8
80	4.8	3.6	2.8	2.4
100	6	4.4	3.6	3
120	7.2	5.4	4.2	3.6
150	8.2	6.4	4.6	4.2
Max. lid weight (kg) with 110° application				
Spring Force	Lid Height in mm			
N	300	400	500	600
60	3.2	2.4	1.8	1.6
80	4.2	3.2	2.4	2
100	5.2	3.8	3.2	2.6
120	6.2	4.6	3.8	3.2
150	7	5.2	4.4	3.8



All mounting plates included in the packet.



Mounting dimensions when using hinges for full overlay mounting

Article No.	Power of Gas Spring
483.98.060	60N equivalent to 6 kg
483.98.061	80N equivalent to 8 kg
483.98.062	100N equivalent to 10 kg
483.98.063	120N equivalent to 12 kg
483.98.064	150N equivalent to 15 kg

Opening Angle	Dimensions (mm)		
	A	B	C
75°	260	80	25
90°	238	80	25
110°	215	70	25

Special Order

Stock Available

## Gas Spring (Upward Opening)

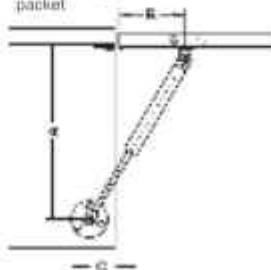


### Specifications:

Material: Steel with Powder Coating  
 Finish: Silver  
 Center to Center: 254±2 mm  
 Capacity: 200 & 250 N

Opening Angle	Dim. mm		
	A	B	C
75	249	82	15
90	226	60	15
110	269	102	15

All mounting plates included in the packet



Dimensional data not binding. We reserve the right to alter specifications without notice.

Special Order

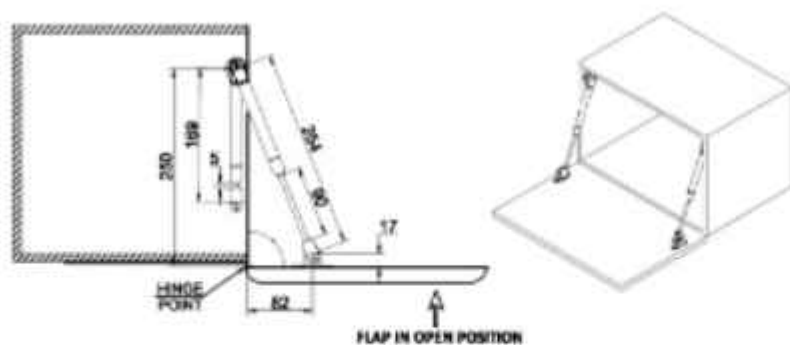
Stock Available





## GAS SPRING

### Gas Spring (Downward Opening)



#### Specifications:

Material: Steel with Powder Coating  
 Finish: Silver  
 Center to Center: 245±2 mm  
 Capacity: 0 N

Article No.	Description
373.84.001	Gas Lift For Downward Opening C/c 245 Mm

Dimensional data not binding. We reserve the right to alter specifications without notice.

Special Order

Stock Available

## Furniture Locks and Locking System



## Symo 3000 RIM Drawer Locks with Accessorie

Rim Lock: For Drawer and Cabinet shutters.  
 Cylinder housing:  
 Length 22 mm/32 mm  
 Locking Direction: Left, Right or Drawer version.  
 Backset: 25 mm  
 Material & Finish: Zinc Alloy, Nickel Plated



Article No.	Length	Locking Direction
<b>232.26.600</b>	22 mm	Right
<b>232.26.610</b>	22 mm	Left
<b>232.26.620</b>	22 mm	Drawer Version
<b>232.26.680</b>	32 mm	Drawer Version

Cylinder core PLW for all Symo 3000 Locks.  
 Locking system: With 6 plate levers  
 (plate cylinder removable core)



Article No.	
<b>210.40.600</b>	Housing: Zinc Alloy Nickel-plated Plate Levers: Brass Supplied with 2 Keys

Cylinder Rosette



Article No.	Finish
<b>219.19.677</b>	Steel, Nickel-Plated

Striking plate for screw-mounting



Article No.	Finish
<b>239.40.703</b>	Steel, Nickel-Plated

Striking plate for screw-mounting



Article No.	Finish
<b>239.41.013</b>	Steel, Nickel-Plated

Removal-key Symo 3000



Article No.	Finish
<b>210.11.090</b>	Steel, Nickel-Plated

### Ordering Information

<b>232.26.600</b>	1 No.
<b>210.40.600</b>	1 No.
<b>219.19.677</b>	1 No.
<b>239.40.703</b>	1 No. OR
<b>239.40.013</b>	1 No.

### Ordering Information

<b>232.26.610</b>	1 No.
<b>210.40.600</b>	1 No.
<b>219.19.677</b>	1 No.
<b>239.40.703</b>	1 No. OR
<b>239.40.013</b>	1 No.

### Ordering Information

<b>232.26.620</b>	1 No.
<b>210.40.600</b>	1 No.
<b>219.19.677</b>	1 No.
<b>239.40.703</b>	1 No. OR
<b>239.40.013</b>	1 No.

### Ordering Information

<b>232.26.680</b>	1 No.
<b>210.40.600</b>	1 No.
<b>219.19.677</b>	1 No.
<b>239.40.703</b>	1 No. OR
<b>239.40.013</b>	1 No.

Special Order

Stock Available

## Secure -T Furniture Locks

### Multi Purpose Lock

Finish : Chrome Polished  
Installation : Screw Fixing  
Material : Zinc Alloy  
Supplied with: Two Metal Keys



Article No.	Thickness for Door
232.01.250	22mm
232.01.260	32mm

### Push Lock



Article No.	Description
234.32.600	Sliding Door Push Lock

### Cupboard Lock



Article No.	Description
230.17.221	Cupboard Lock (22mm)

Note: No. of key change 120

**Special Order**

### Drawer Pedestal Lock

Front Central Lock, with  
600mm Aluminium Bar



Article No.	Description
234.99.260	Front Central Lock

### Multipurpose Lock

Finish: Nickel Plated  
Material: Zinc Alloy/Brass  
Supplied With: 2 foldable key  
Suitable for : 22 mm thickness  
of drawer



Article No.	No. of Key Change
232.01.280	1 to 240
232.01.990	Common key for this lock

## Multipurpose lock for Drawers

Finish: Silver  
Material: Lock Body - SS  
Key - Brass  
Supplied with: 11 pin brass  
dimple key  
Suitable for: 20,25 and 30mm  
drawer panel  
Key Combination: 1,00,000



Article No.	Thickness for drawer
223.64.001	20 mm
223.64.002	25 mm
223.64.003	30 mm

### Multipurpose lock for Wardrobe

Finish: SS Matt  
Material: Lock Body - SS  
Key - Brass  
Supplied with: 11 pin brass  
dimple key  
Suitable for: 25,30 and 35mm  
door panel  
Key Combination: 1,00,000



Article No.	Thickness for door
223.64.012	25 mm
223.64.013	30 mm
223.64.014	35 mm

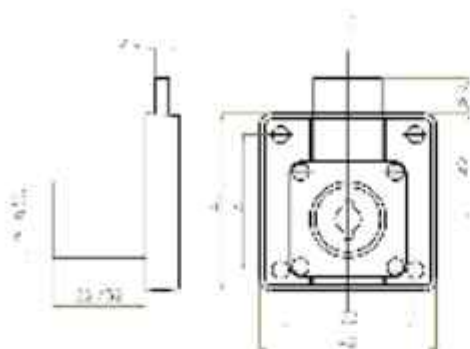
**Stock Available**



## Multipurpose Lock

4

Furniture Locks and Locking System



### Features:

- Zinc Alloy Casing
- Brass Cylinder & Key
- Finish: Nickel Plated
- Size: 22 & 32 mm
- Key Combination: 960 numbers
- Master Key: Yes

Master Key

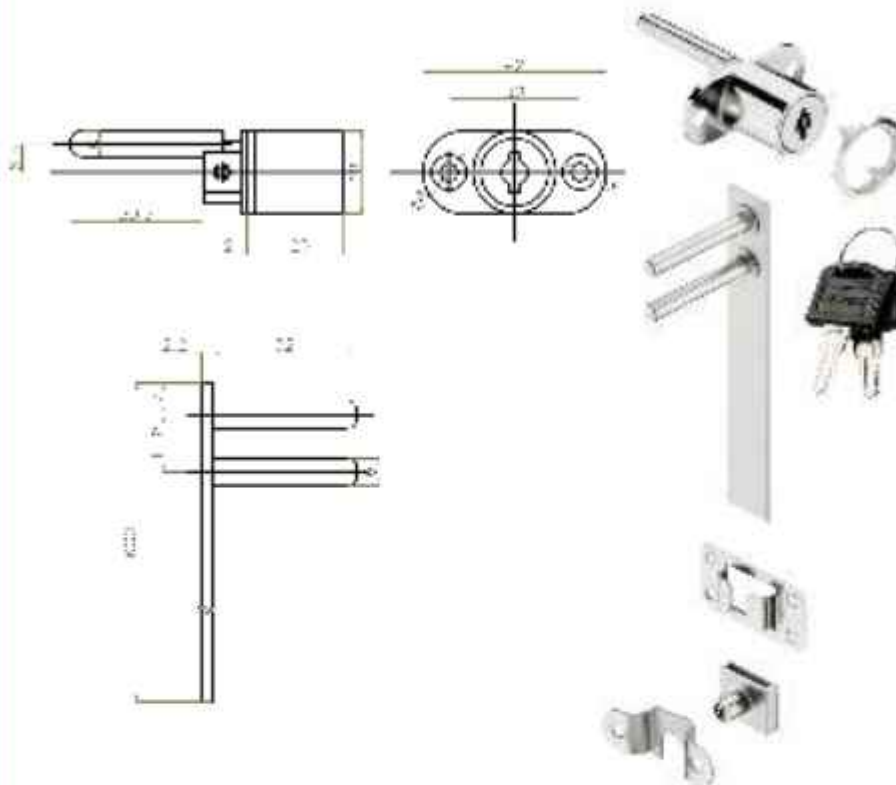
Article No.	Description
232.38.922	Multipurpose Lock 22 Mm Nickel Plated, 960 Key Combination
232.38.921	Multipurpose Lock 32 Mm Nickel Plated, 960 Key Combination
209.99.900	Master Key, Brass

Special Order

Stock Available

Dimensional data not binding. We reserve the right to alter specifications without notice.

## Pedestal Lock



### Product Features:

- Zinc Alloy Casing
- Brass Cylinder & Key
- Finish: Nickle Plated
- Key Combination: 960 numbers
- Master Key: Yes

### Article Consists of:

- Lock body
- Brass keys (2 nos)
- Central locking rod (Aluminum bar) 600 mm
- Finish: Nickle Plated
- Rosette
- Bar guide (2 nos)
- Arresting pin (3 nos)

Special Order

Stock Available

Dimensional data not binding. We reserve the right to alter specifications without notice.

4

Furniture Locks and Locking System

## Pedestal Lock

4

Furniture Locks and Locking System



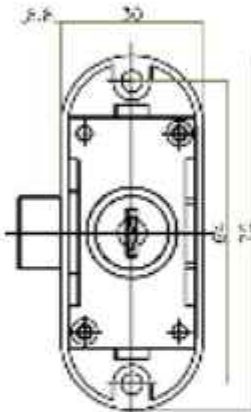
Article No.	Description
234.99.961	Pedestal Front Lock D19x20 Mm Nickel Plated, 960 Key Combination
209.99.900	Master Key, Brass

Dimensional data not binding. We reserve the right to alter specifications without notice.

Special Order

Stock Available

## Espagnolette Lock



Master Key



### Product Features:

- Zinc Alloy Casing
- Brass Cylinder & Key
- Finish: Nickle Plated
- Sizes: 22 & 32 mm
- Key Combination: 960 numbers
- Master Key: Yes
- Backset: 15 mm
- Rod: Need to order separately (2 Pcs per Lock)

### Article Consists of:

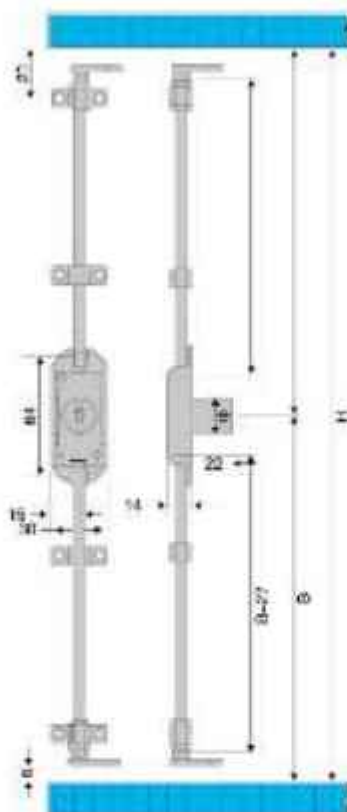
- Lock body
- Brass keys (2 nos)
- Lock bolt (2 nos)
- Lock hook (2 nos)
- Bar guide big (2 nos)
- Bar guide small (2 nos)
- Strike plate
- Rosette

Note: Locking rod needs to be order separately (available for 1.5 m length)

Special Order

Stock Available

## Espagnolette Lock



### Calculation for Rod Cutting:

H: Internal height of cabinet  
(should not exceed 3050 mm)  
B: Center of Cabinet  
Rod length:  $B-27$  mm

E.G

Internal Cabinet height: 2700 mm (H)  
Center of Cabinet: 1350 mm (B)  
Rod length at each side:  
 $1350-27 = 1323$  mm

Article No.	Description
225.65.620	Espagnolette Lock 22 Mm Nicke Plated
225.65.621	Espagnolette Lock 32 Mm Nicke Plated
225.65.629	Rod For Espagnolette Lock 1.5 Meter Nickel Plated
209.99.900	Master Key, Brass

Special Order

Stock Available



## Sliding Door Lock



### Kit Comprises of:



Lock Body



Cylinder Lock with red Label Flat and 2 Keys

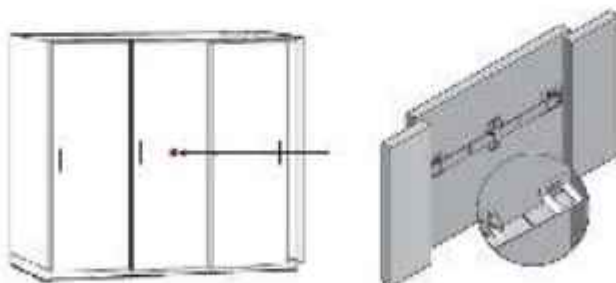


Washer



232.20.712  
Anti-Levering Device  
232.20.207

Article No.	Description
232.20.206	Sliding lock for 2 Door Sliding Fitting
232.20.712	Anti-Levering Device
232.20.207	Sliding lock for 3 Door Sliding Fitting



### Kit Comprises of:



Lock Body



Cylinder Lock with red Label Flat and 2 Keys



Washer



Sliding lock for 3 Door fitting  
232.20.207

Special Order

Stock Available

4

Furniture Locks and Locking System

Dimensional data not binding. We reserve the right to alter specifications without notice.

## Sliding Locks

Auto Latch Lock upto 20mm



Article No.	Finish
232.01.778	Zinc Nickel plated

Glass Door Lock upto 6mm



Article No.	Finish
232.01.777	Nickel plated

Recessed swivel bolt lock Stoplock with plate cylinder. For Sliding Wardrobe/Filing/Storage units should overlap by 28 mm.

Available: left and right handle with 5 plates = 200 different key changes possible, Cylinder: Zinc alloy, matt nickel-plated  
Accessories supplied 2 Keys



Article No.	Dim. X	Direction
233.90.294	28 mm	Left
233.90.285	28 mm	Right

Special Order

## Furniture Catches

Automatic door catch, zinc



Article No.	Finish
245.58.754	Nickel plated

Magnetic Catch  
For a panel weight of 4-5 kg.  
Version: Movable housing  
Supplied with counter piece



Article No.	Colour
246.29.105	Brown
246.29.301	Black
246.29.703	White

Magnetic double catch  
For a panel weight of 6-8 kg.  
Version: Movable housing  
Supplied with counter piece



Article No.	Colour
246.84.713	White

MINI LATCH Spring catch



Article No.	Finish
245.54.701	Nickel plated

Roller Catch Screw On,  
Nylon, Plastic Catch & Stop.



Article No.	Finish
243.15.704	Plastic White

Stock Available

Table Fittings and Counter Top Extension

5



## Axis Linear Counter Top Extension



5

Table Fittings and Counter Top Extension

Dimensional data not binding. We reserve the right to alter specifications without notice.

Material: Mild Steel  
 Finish: Zinc Plated  
 Mechanism: Extendable Slides  
 Dimensions: 600/ 900/ 1200 mm (Depth)  
 Weight Carrying Capacity: 120 kg  
 Movement: Linear (Horizontal, Vertical and Diagonal)

Other Details:  
 Invisible Mechanism  
 Extra Extendable Slides Available for  
 Countertops with Widths Greater than  
 1500 mm  
 Manufactured and Tested in Italy

Article Number:

	Article No.	Countertop Extension Depth (mm) [Refer to Note]	Length of Extension Protrusion (mm) [Refer to Note]
Extending Slides	505.79.901	600	390
	505.79.902	900	590
	505.79.903	1200	790
Central Extendable Slides (For countertop extensions with widths more than 1500 mm)	505.79.911	600	390
	505.79.912	900	590
	505.79.913	1200	790



**Note:**

Countertop Extension Depth is the dimension along which Axis Linear moves (as shown by the arrow in the images)

Extension Length is the value by which the Axis Linear Countertop Extension extends outside your surface / countertop

You can have an Axis Linear Countertop Extension of width more than 1500 mm by installing an extra extendable slide at the centre of the countertop. The maximum width can be 2100 mm

Special Order

Stock Available

## AXIS 360



Material: Aluminium  
 Finish: Anodized Aluminium  
 Mechanism: 360° Pivoting Extendable Slides  
 Dimensions: 1500 (W) x 600 (D) mm  
 Movement: 360° Revolution and Linear Movement in All Directions  
 Weight Carrying Capacity: 30 kg

Other Details :  
 Invisible Mechanism  
 Automatic Locking in 4 Positions at 90°  
 Manufactured and Tested in Italy

Article No. **646.33.000**

Special Order

Stock Available

Dimensional data not binding. We reserve the right to alter specifications without notice.

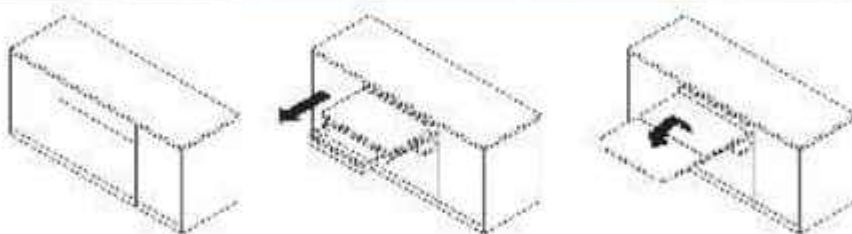
5

Table Fittings and Counter Top Extension

**5 YEARS**  
 WARRANTY  
 ON THE MECHANISM  
 AND THE SLIDES  
 AGAINST  
 CORROSION



## LUNCH Pull-out Drawer Table



Material: Aluminium  
 Finish: Stainless Steel  
 Mechanism: Pull-out Extendable Slides  
 Max. Weight Carrying Capacity: 60 Kg  
 Dimensions: 450-900 (W) mm  
 Number of Planes: 2  
 Cycle Testing: 40,000 Cycles

Article No. **505.75.925**

**5 YEARS**  
 WARRANTY  
 on all hardware  
 and on the  
 table system  
 structure

Other Details:  
 One Article for Variable Widths  
 Smooth and Silent Functionality  
 Locking Feature is Available  
 Manufactured and Tested in Italy

Special Order

Stock Available

## EVOLUTION NAKED XL Pull Out Table With Bridge Leg



Material: Aluminium  
 Finish: Stainless Steel  
 Mechanism: Pull-out Extendable Slides  
 Max. Weight Carrying Capacity: 100 kg  
 Dimensions: 900 (W) mm  
 Number of Planes: 3

Article No. 505.75.995

**5 YEARS**  
 Full Life  
 5-11 Kitchen  
 400 and 450 cm  
 12000 members  
 2012/2013

Other Details :  
 Smooth and Silent Functionality  
 Cabinet Application, Comes with Legs  
 Locking Feature is Available  
 Manufactured and Tested in Italy

Special Order

Stock Available

5

Table Fittings and Counter Top Extension

Dimensional data not binding. We reserve the right to alter specifications without notice.

## OPLA TOP Pull-out Worktop Flush With Surface



Material: Aluminium  
 Finish: Stainless Steel  
 Mechanism: Pull-out Flush Top Extendable Slides  
 Max. Weight Carrying Capacity: 40 Kg  
 Dimensions: 450-900 (W) mm  
 Number of Planes:1  
 Cycle Testing: 35,000 Cycle

**5 YEARS**  
 WARRANTY  
 ON ALL SURFACES  
 AND PARTS  
 WITH A PROTECTIVE  
 COATING

Other Details:  
 One Article for Variable Widths  
 Smooth and Silent Functionality  
 Manufactured and Tested in Italy

### Functioning Steps



Closed



Panel pulled out



Panel adjusts to the same height as the counter

Article No. **505.75.945**

Special Order

Stock Available

## Worktop Support Brackets

Angled work top support, round, tube Ø 50 mm



Angled, tube Ø 50 mm

**Material:** Steel

**Load carrying capacity:** 15 kg, with 600 mm distance and 200 mm projection (overlap)

**Finish:** Chrome plated polished

**Supplied with:** Fixing material and instruction manual

Article No.	Installation
505.15.210	Screw fixing for wood
505.15.211	Glass gluing for glass

Special Order

Stock Available

Dimensional data not binding. We reserve the right to alter specifications without notice.

Table Fittings and Counter Top Extension

5

## Tavoflex Swing-up table top fitting

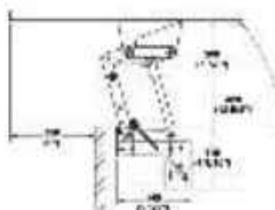
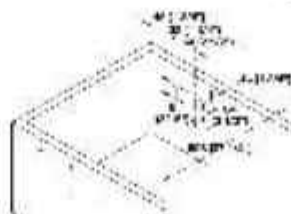


Article No.	Dimension
643.12.201	width 698mm

### Tavoflex swing-up table top fitting

- For table tops on coffee tables and side tables up to a load bearing capacity of 5 kg
- For screw fixing into pre-drilled 32 mm series drilled holes
- For moveable table tops with different effective heights and positions and access to storage space inside the table
- Installation of synchronizing rod with size 6 Allen key
- With gas-filled strut, soft closing mechanism and synchronizing rod
- 30kg gas spring used for stability
- Max. Installation width: 698 mm
- Lock safety catch at both sides
- Steel, plastic coated, white aluminium, RAL 9006

Supply with  
 1 pair of swiveling fitting  
 1 crossbar  
 1 installation guide  
 Packing : 1 pc  
**Note:** Not suitable for glass top



Special Order

Cabinet

Stock Available



Bedroom Fittings and Accessories

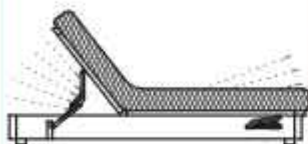
6



## Bed Storage Fittings

**Scissor jacks:** For application in slatted frames, couches and French beds for adjustable head and foot section.

**Material:** Steel



18 setting positions  
Raising Height Max. 300 mm



Article No.	Finish
274.00.933	Yellow chromated

19 setting positions  
Installation: Max. 375mm



Article No.	Finish
274.01.930	Yellow chromated

Special Order

## Mattress supports

**Wooden slats:** For manufacture & assembly of single beds frames for mattress

**Material:** Beech wood

**Finish:** Lacquered natural wood

**Version:** Rounded edges

For Single Beds, 5 Layers



Article No.	Length
271.63.006	991 mm



Slat supports, Screw fitting



Slat supports, Press fitting

**Accessories for single bed**  
**Slat supports**

Flexible, screw fixing

**Material:** Plastic



Article No.	Finish
271.62.116	Brown

Stock Available

## Slatted Frame



Article No.	Size
271.00.018	1800X2000 MM

These slatted frames are suitable for Pratik storage bed fittings.

## ORBIT : Folding And Swivel Bed Fitting



Carcass should be securely fixed to the wall before starting the installation of hardware.



6

Bedroom Fittings and Accessories

Material: Bed Fittings – Mild Steel; Slats – Beech Wood  
 Finish: Epoxy Dust  
 Mechanism: Vertical Folding and Swivel with Amortized Pistons  
 Dimensions of Slatted Frame: 1630 (W) x 2020 (L) mm

Max. Weight Carrying Capacity:  
 Bed in the Open Position: 200 Kg (Evenly Distributed)  
 Swivel Cabinet Furniture: 100 Kg  
 Objects Placed on the Cabinet: 30 Kg

Mattress Thickness & Weight: 150-200 mm; 35-40 Kg  
 Height Adjustment (Synchronised Legs) : 23 mm  
 Piston Force: 1600 N  
 Rotation: 180°; Half Rotation  
 Cycle Testing: 3,000 Cycles

## Other Details:

Integrated Soft Opening Mechanism  
 Automatic Functioning and Positioning of the adjustable and Synchronised Legs while Opening  
 Manufactured and Tested in Italy

Article No. **271.95.277**

## Note:

- \* Cabinet Carcass and Mattress are not included in the Bed Fitting Set
- \* Please make sure that you have a strong flooring that is properly leveled with no uneven tile joints for smooth functioning of the product

Special Order

Stock Available

Dimensional data not binding. We reserve the right to alter specifications without notice.

## SUPERNOVA : Push-to-open Hide-away Bed Fitting



Carcass should be securely fixed to the wall before starting the installation of hardware.



Material: Bed Fittings – Mild Steel; Slats – Beech Wood  
 Finish: Epoxy Dust  
 Mechanism: Push-to-open, Vertical Folding with Amortized Pistons  
 Max. Weight Carrying Capacity: 200 Kg (In the Open Bed Position)

Dimensions of Slatted Frame: 1830 (W) x 2020 (L) mm  
 Mattress Thickness & Weight: 150 - 250 mm; 40 - 45 Kg  
 Height Adjustment (Synchronised Legs) : 23 mm  
 Piston Force: 1800 N

Cycle Testing: 10,000 Cycles  
 Other Details:  
 Integrated Soft Opening Mechanism  
 Automatic Functioning and Positioning of the Frontal  
 Synchronised and Adjustable Legs while Opening  
 Manufactured and Tested in Italy

Article No. **271.95.279**

**Note: Cabinet Carcass and Mattress are not included in the Bed Fitting Set.**

Special Order

Stock Available



## GRAVITY: Storage Bed Fitting



Material: Bed Fittings – Mild Steel; Slats – Beech Wood  
Finish: Epoxy Dust  
Mechanism: Bed Lift Mechanism with a Foot Operated Lever that Controls the Opening of the Storage Unit  
Dimensions of Slatted Frame: 1800 (W) x 2000 (L) mm

Weight Carrying Capacity: 200 Kg (Evenly Distributed)  
Mattress Thickness & Weight: 150 - 250 mm; 40 - 45 Kg  
Piston Force: 1800 N

Other Details:  
Sleek, Superfluous Bed Mechanism with Hidden Pistons to Provide an Obstruction-free Storage Space  
Integrated Soft Opening Mechanism  
Manufactured and Tested in Italy



Article No. **271.95.278**

Note: cabinet carcass and mattress are not included in the bed fitting set.

Special Order

Stock Available

6

Bedroom Fittings and Accessories

Dimensional data not binding. We reserve the right to alter specifications without notice.



## ALADINO: Hide-away Bed Fitting (single)



Carcass should be securely fixed to the wall before starting the installation of hardware.

6

Bedroom Fittings and Accessories

Dimensional data not binding. We reserve the right to alter specifications without notice.

Material: Bed Fittings – Mild Steel; Slats – Rubber Wood  
 Finish: Silver Grey Powder Coated – RAL 9006  
 Mechanism: Vertical Folding with 4 Gas Pumps  
 Dimensions of Slatted Frame: 920 (W) x 2000 (L) mm

Mattress Thickness & Weight: 150 - 200 mm; 12-15 Kg  
 Weight Carrying Capacity:  
 Slatted Frame Gas Pump (2 Nos.): 100 Kg Each  
 Footboard Gas Pumps (2 Nos.): 10 Kg Each  
 Cycle Testing: 50,000 Cycles

Other Details :  
 Integrated soft opening mechanism  
 Automatic functioning and positioning of the footboard while opening  
 Manufactured and tested in Italy



Article No. **271.95.276**

**Note: Cabinet Carcass and Mattress are not included in the Bed Fitting Set.**

Special Order

Stock Available

## ALADINO: Hide-away Bed Fitting (double)



Carcass should be securely fixed to the wall before starting the installation of hardware.

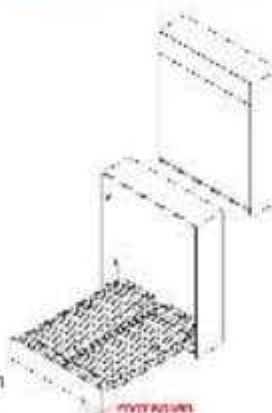
Material: Bed Fittings – Mild Steel; Slats – Rubber Wood  
 Finish: Silver Grey Powder Coated – RAL 9006  
 Mechanism: Vertical Folding with 4 Gas Pumps  
 Dimensions of Slatted Frame: 1620 (W) x 2000 (L) mm  
 Mattress Thickness & Weight: 150 - 250 mm; 20 - 25 Kg

Weight Carrying Capacity:  
 Slatted Frame Gas Pump (2 Nos.): 180 Kg Each  
 Footboard Gas Pumps (2 Nos.): 10 Kg Each

Cycle Testing: 50,000 Cycles

Other Details :  
 Integrated Soft Opening Mechanism  
 Automatic Functioning and Positioning of the Footboard while Open  
 Manufactured and Tested in Italy

Article No. 271.95.285



Note: Cabinet carcass and mattress are not included in the bed fitting set.

Special Order

Stock Available

6

Bedroom Fittings and Accessories

Dimensional data not binding. We reserve the right to alter specifications without notice.

## Mechanism for ALADINO hide-away bed sofa fitting



Material: Bed Fittings – Mild Steel; Slats – Rubber Wood  
 Finish: Silver Grey Powder Coated – RAL 9006  
 Mechanism: Vertical Folding with 4 Gas Pumps  
 Dimensions of Slatted Frame: 1620 (W) x 2000 (L) mm  
 Mattress Thickness & Weight: 150 - 250 mm; 20 - 25 Kg

Weight Carrying Capacity:  
 Slatted Frame Gas Pump (2 Nos.): 180 Kg Each  
 Footboard Gas Pumps (2 Nos.): 10 Kg Each

Cycle Testing: 50,000 Cycles

Other Details :  
 Integrated Soft Opening Mechanism  
 Automatic Functioning and Positioning of the Footboard while Opening  
 Manufactured and Tested in Italy

**Note: Cabinet carcass and mattress are not included in the bed fitting set.**

Article No.	272.00.110	Sofa mechanism for Aladino 1620mm along with Hardware packet sofa fixing
-------------	------------	--

Special Order

Stock Available

## PRATIK: storage bed fitting

Before starting installation of product, securely connect angular brackets to the sides of carcass (not included in the kit)



Material: bed fittings – mild steel; slats – beech wood

Finish: silver grey powder coated – ral 9006

Mechanism: bed lift mechanism with horizontal elevation and complete opening

Dimensions of slatted frame: 1800 (w) x 2000 (l) mm

Weight carrying capacity: 200 kg (evenly distributed)

Mattress thickness & weight: 150 - 250 mm; 20 - 25 kg

Other details:

Integrated soft opening mechanism

Manufactured and tested in Italy

## Bed Fitting

Article No.	Size
274.52.915	1800X2000 MM

## Slatted Frames

Article No.	Size
271.00.018	1800X2000 MM

Note: Cabinet carcass and mattress are not included in the bed fitting set.

Special Order

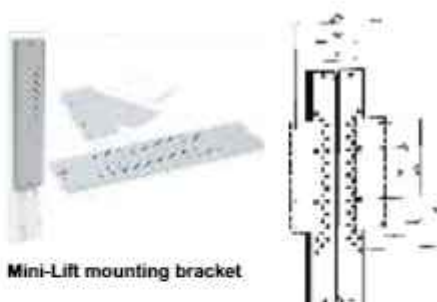
Stock Available

6

Bedroom Fittings and Accessories

Dimensional data not binding. We reserve the right to alter specifications without notice.

## Mini Lift



Mini-Lift mounting bracket



### Technical data

**Area of application:** Used in cabinets for raising and lowering flat screen televisions, kitchen cabinets, desktop screens etc.

**Material:** Steel

**Finish:** Silver (RAL 9006)

**Mounting method:** Suitable for the below VESA standards

- 50 x 50
- 75 x 75
- 100 x 100
- 200 x 100
- 200 x 200

**Height of mechanism:** 645 mm (closed) to 1105 mm (open)

**Stroke:** 460 mm

**Weight capacity:** 50 kg (25 kg for reverse position )

**Speed:** 25 mm / second

**Max TV Size:** 24 inch



Set includes radio frequency remote control. Cabinet and screen are not included.

Article No.	Details
421.68.421	Mini-Lift flat screen lift

### Spare Parts:

Article No.	Description
421.68.012	Flexi Wire For Minilift Ts460
421.68.426	Rf Control Kit For Minilift
421.68.431	Minilift Mounting Brackets Silver

**Note:** Please use voltage stabilizer to safe guard transformer. Check VESA dimension and height of TV before ordering. Need wall support to avoid vibration & shaking

Special Order

Stock Available



## Maxi Lift Electronic Plasma Lift



Area of application: Used in cabinets for raising and lowering flat screen televisions

Material: Steel

Finish: Black

Mounting method : Suitable for the below VESA standards

400 x 100

400 x 400

600 x 200

600 x 400

Height of mechanism : 715 mm (closed) to 1465 mm (open)

Stroke Travel: 750 mm

Speed : 28 mm / second

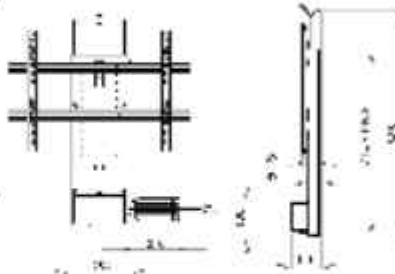


Plasma Lift Mechanism



Plasma Lift Remote

Reverse Option: No  
Weight capacity : 100 kg  
Max TV Size: 46 inch

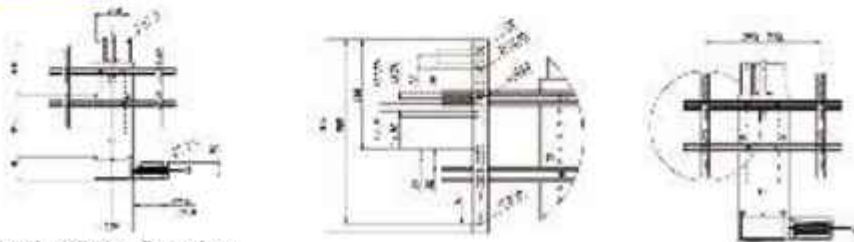


Article No.	Description	Max. Stroke (Travel)	Max. Load Bearing capacity
421.68.420	Maxilift system for fixed plasma screens	750mm	100kg

### Spare Parts:

Article No.	Description
421.68.014	Flexi Wire For TS750
421.68.491	Rf Control Kit For Minilift
421.68.008	TS 750 Lid Lifter

### Plasma installation



### Cabinet installation dimensions:

Note: Please use voltage stabilizer to safe guard transformer. Check VESA dimension and height of TV before ordering. Need wall support to avoid vibration & shaking

Special Order

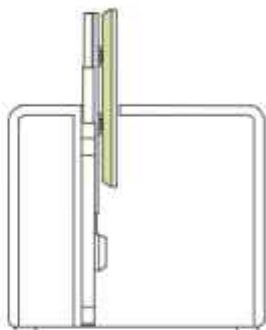
Stock Available

6

Bedroom Fittings and Accessories

Dimensional data not binding. We reserve the right to alter specifications without notice.

## TV Lift



Imagine your beautiful bedroom with a TV moving elegantly up and out of the foot board or a specially designed end of the bed cabinet. Relaxing in your bed you can now watch TV and conceal it when you're done. When hidden it's out of reach and protected from children and pets.

Article No.	Description	Max. Stroke (Travel)	Max. Load Bearing capacity
421.68.423	Maxilift system for fixed plasma screens	1000mm	100kg



### Spare Parts:

Article No.	Description
421.68.005	RF Control Set For 421.68.423
421.68.009	TS 1000 Lid Lifter
421.68.015	Flexi Wire For Maxilift

Reverse Option: Yes  
 Max TV Size: 55 inch  
 Weight Capacity: 100kg (50 kg for reverse position)

**Note:** Please use voltage stabilizer to safe guard transformer. Check VESA dimension and height of TV (max. 820mm) Need wall support to avoid vibration & shaking

Special Order

Stock Available

## QUBIT Rotating Tv Unit Fitting



Material: Mild Steel

Finish: Epoxy Dust

Mechanism: Swivel Mechanism for Wooden Furniture

Dimensions: 1170 (W) [maximum] x 480 (D) mm [minimum] (External Furniture Box)

Weight Carrying Capacity:

Swivel Cabinet Furniture: 60 Kg

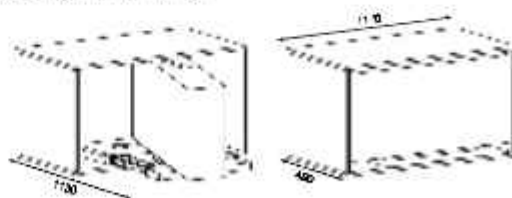
Objects Placed on the Cabinet: 15 Kg (Including the TV fitting)

Rotation: 180°; Half Rotation

Other Details:

Can Install a TV Fitting up to 32 inches

Manufactured and Tested in Italy



Article No. **646.12.110**

Special Order

Stock Available

6

Bedroom Fittings and Accessories

Dimensional data not binding. We reserve the right to alter specifications without notice.

## Turntables

360° Revolving fittings for T.V., Bar Stools, Centre Dining Tables, Display Boxes for Jewellery, Watches and other Life Style. Products Load bearing capacity: 50 kg to 300 kg

Also available in our range is a fibre body revolving fitting for glass table tops which requires no holing to be done.

Load bearing capacity : 50 kg

Dimension (L x W x H):

160 mm x 160 mm x 19 mm



Article No.	Finish
646.14.062	Bright or galvanized

Special Order

Load bearing capacity : 100 kg

Dimension (L x W x H) :

170 mm x 170 mm x 27 mm



Article No.	Finish
646.15.014	Bright or galvanized

360° Revolving fitting

Material: Zinc alloy

Version: Ring mount ball bearing mounted, with non-slip rubber layers

Load bearing capacity : 300 kg

Diameter : 328mm ,

Height 16 mm



Article No.	Finish
646.27.347	Black

Stock Available

## Cabinet Hangers and Levellers



7

Cabinet hangers and Levellers





## Levelers - Integrato Z

**Adjustment:** 7-17 mm  
**Load Capacity:** 175 kilos each  
**Material:** Zinc alloy and plastic



Article No.	Description
651.16.300	Integrato Z - Zinc alloy and black plastic
045.08.008	Cover Cap - White Plastic



## Levelers - Integrato G

**Adjustment:** 0 - 25 mm  
**Load Capacity:** 175 kilos each  
**Material:** Zinc alloy and plastic



Article No.	Description
637.67.910	Integrato G - Zinc alloy
045.08.008	Cover Cap - White Plastic



Special Order

Stock Available

## Levellers

**Side leveller** with ABS foot  
**Max. Loading Capacity** : 100 Kg  
 adjustment upto 20mm.



Article No.	Finish
637.42.905	Galvanised

Special Order

## Wall Hanging Brackets

**Visible hanging brackets**  
**Horizontal adjustment**: up to 25 mm  
**Vertical adjustment**: up to 28 mm  
**Loading capacity** : up to 65 Kg.  
**Fixing system**: screw-fix,  
 Material as ABS, dowel-fix  
 Ø10 mm



Article No.	Handing
290.05.750	Right hand
290.05.751	Left hand

**Wall plate, Steel**  
 Size: 26 x 60mm  
**Loading capacity**: up to 200 Kg



Article No.	Finish
290.10.901	Galvanised

## Wall Hanging Brackets

**Steel Cover for Hanging bracket**  
**Finish** : Brushed nickel



Article No.	Handing
290.05.680	Right hand
290.05.681	Left hand

**Plastic Cover for Hanging bracket**  
**Finish** : White



Article No.	Handing
290.05.682	Right hand
290.05.683	Left hand

Stock Available

## Concealed Wall Hanging Brackets

**Concealed hanger** : with 10mm dowels  
**Horizontal adjustment**: up to 25mm,  
**Vertical adjustment** : up to 18mm,  
**Loading capacity** : up to 65 Kg.  
**Fixing system** : screw-fix, dowel-fix diameter mm Ø8 and diameter mm Ø10.



Article No.	Handing
290.37.900	Right hand
290.37.901	Left hand

**White Plastic Cap** : (Ø10MM)



Article No.	Finish
290.37.790	White

**Wall plate, Steel**  
**Size**: 26 x 60mm  
**Loading capacity**: up to 200Kg



Article No.	Finish
290.10.901	Galvanised

Special Order

Stock Available

Dimensional data not binding. We reserve the right to alter specifications without notice.

## Libra H1 (Concealed overhead cabinet hanger)



7

Cabinet hangers and Levelers

Innovative family of concealed cabinet hangers

Resistant and reliable solution thanks to the sensibly thick zinc-coated steel body

Libra H1 is the unhandled version to be fixed behind the rear panel through three wood screws.

Independent vertical and in-depth adjustment to easily and quickly align the cabinet against the wall.

ANTI-TURNOVER device for domestic safety to guarantee fast locking of the cabinet against the wall plate.

Adjustments to be carried out from the inside of the cabinet through a hole covered with alternative designed and small cover caps.

Wide range of very thick and hardened new wall plates concept, as well as one type of wall bar, with optimized position of the fixing oval holes, to facilitate correct positioning and to reduce loading stress either on the wall plates/bar or on the plugs

Capacity loading 75 Kilos per piece (150 Kilos per pair)

Steel, zinc alloy and plastic according to related version

In accordance with the European Regulation DIN 68840

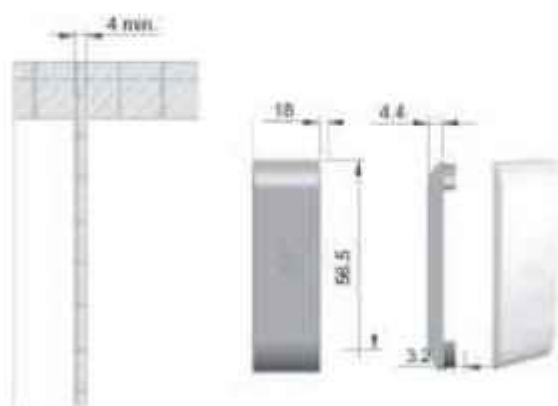

Service gap 15mm behind back panel

Special Order

Stock Available

Dimensional data not binding. We reserve the right to alter specifications without notice.

## Libra H1 (Concealed overhead cabinet hanger)



Article No.	Description
290.41.750	Libra H1 (Concealed Cabinet Hanger)

Each Set includes a set of hangers, wall plate, wood screws, plastic cover caps and instruction sheet.

Special Order

Stock Available



## Libra H7 screw fixing with "peg joint" (Concealed base cabinet hanger)



Libra H7 is a cabinet wall hanging bracket used to hang/float cabinets used in kitchens, living rooms & bathrooms against a wall support. It take cares of units with drawers, swing door & drop down flap stays. 1 set of bracket can support 300 kg of weight



Article No.	Description
290.41.754	Libra H7 (Concealed Cabinet Hanger for livingroom, kitchen units and bathroom units)

Special Order

Stock Available


## LIBRA H7 with "peg joint" for aluminium bar



7

Cabinet hangers and Levellers

Dimensional data not binding. We reserve the right to alter specifications without notice.



Each Set includes a set of hangers, wall plate, wood screws, plastic cover caps and instruction sheet.

Article No.	Description
290.01.040	Libra H7 Aluminium Bar H 40.2 mm
290.01.081	Libra H7 Aluminium Bar H 80.5 mm

Special Order

Stock Available

## Wardrobe Fittings and Accessories



## Ironing Board

**Ironfix:** Drawer mounted ironing board is an excellent space saving solution for the bedrooms/kitchens/laundry/wardrobe etc. The ironing board is built into the drawer and can be accessed easily by simply pulling the drawer open and unfolding the board.

**Feature:**

Infinitely variable width adjustment for built-in widths between 362 and 500mm  
**Inside cupboard depth 500mm**  
 Complete set including assembly materials, consisting of: 2 carcass rails, 1 collapsing ironing board support system with pre-assembled 2 part extending runners, folding ironing board  
**Finish:** White powder coated steel and striped fabric ironing board cover.



Article No.	Finish
<b>568.60.710</b>	Steel, plastic-coated, white

**Ironfix:** Wall mounted ironing board, pre-assembled and easy to mount. Equipped with a turning mechanism ( can be swivelled conveniently to the left or to the right up to 90°) with **locking function.**  
**Finish:** Steel, plastic-coated white fabric ironing board cover in striped design.



Article No.	Finish
<b>568.66.700</b>	Steel, plastic-coated, white without plastic cover

## Ironfix Ironing board, cross-ways for built-in installation



Collapsible, rotates 180°, positioning at 15° intervals, completely pre-mounted without front connection  
**Material:** Fitting parts: Steel  
**Finish:** Fitting parts: Plastic coated white, RAL 9016  
**Installation depth:** 350mm  
**Installation height:** 125mm  
**Installation width:** 520mm

Article No.	Cover
<b>568.60.793</b>	Aluminium

## Wardrobe Rail

**OVA Wardrobe rail:** Overall measurements  
Material thickness: 1.2 mm  
Finish : Steel, Chrome plated



Article No.	Dimensions (LxHxW)
801.10.222	2500 x 30 x 15 mm

**OVA Wardrobe rail END SUPPORT:** End Support for screw fixing to the side panel.



Article No.	Finish
803.33.757	Zinc, Nickel-plated

Special Order

## Pull-Outs

**Hanger Pull-Out:** For screw fixing beneath shelves  
Load capacity: 4 kg to 8 kg  
Finish: Steel, Nickel plated



Article No.	Length in mm
805.01.752	260 mm
805.01.761	310 mm
805.01.770	360 mm
805.01.789	410 mm

**Trousers Rack with Extension:**  
Steel with 10 Trousers Holders  
Plastic coated white runner cover  
Finish : Polished Chrome plated  
Size: (W x D x H)



Article No.	Dimensions (WxDxH)
805.45.204	465 x 505 x 100mm

## Wardrobe rail

Material: Aluminium  
Finish: Anodized  
Material thickness: 1.5 mm  
Size: 30 x 15 mm  
Length: 3000mm



Article No.	Finish
801.33.906	Anodised Silver
801.76.923	White Aluminium
801.76.623	Silver Anodised

## Wicker & Drawer Pullout

**Corner Supports Pullout on Gallery Rails**  
Finish: Aluminium natural  
(Corner supports to be ordered separately)

Finish : Silver



Article No.	Rail Length
805.91.013	1000 mm

Corner supports : Plastic

Article No.	Description
805.91.019	3 Tier
805.91.018	2 Tier

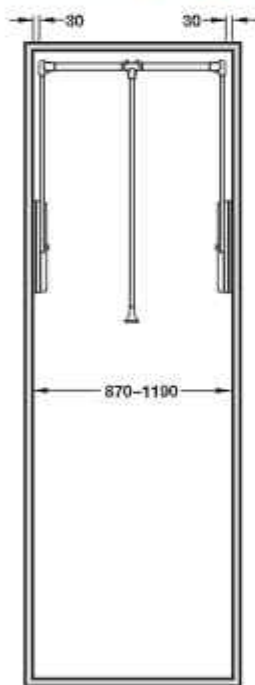
Stock Available

Dimensional data not binding. We reserve the right to alter specifications without notice.



## Wardrobe Lift

**Wardrobe lift (PROFESSIONAL)**  
Screw fixing to the side panels.  
**Load bearing capacity:** 15 kg  
**Clothes rail:** Adjustable  
**For internal wardrobe width:**  
870 mm - 1190 mm (adjustable)



Finish : Chrome Plated / Black

Article No.	Wardrobe Width
805.24.230	870mm - 1190mm

Special Order

**Wardrobe lift (BASIC)**  
Screw fixing to the side panel.  
**Load bearing capacity:** 10 kg  
**Clothes rail:** Adjustable  
**For internal wardrobe width:**  
600 mm - 1200 mm (adjustable)




Finish : Chrome Plated / Black

Article No.	Wardrobe Width (internal)
805.20.031	600mm - 1000mm
805.20.055	770mm - 1200mm

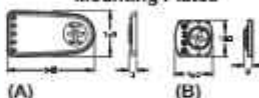
Finish : Chrome Plated / White

Article No.	Wardrobe Width
805.20.855	770mm - 1200mm

**Wardrobe Lift (ONLY)**  
Screw fixing to the side panel.  
**Load bearing capacity:** 12 kg  
**Clothes rail:** Adjustable



Mounting Plates



Finish : White Alu. / Grey

Article No.	Wardrobe Width (internal)
805.21.911	680 mm - 980 mm (A)
805.21.901	761 mm - 1142 mm (A)
805.21.921	761 mm - 1142 mm (B)

Finish : Nickel Plated / White

Article No.	Wardrobe Width
805.21.700	730mm - 1190mm

Stock Available

## Wardrobe Lift

**Wardrobe lift with integrated soft opening mechanism**  
For mounting on side panel, load bearing capacity 10 kg



**Specifications:**  
For internal cabinet width: 750–1,100 mm  
Material: Clothes rail and arm: Steel, pull rod and housing: Plastic, connecting parts: Aluminium  
Installation: For screw fixing to side panel  
Fixing material supplied

Article No.	Description
805.25.101	Brown body, pull rod: Transparent
805.25.301	Black body, arm and clothes rail: Chrome plated, pull rod: Transparent

Special Order

## Hook

Coal Hook Aluminium  
60x30x50 mm



Article No.	Finish
845.12.809	Aluminium

Stainless Steel Hook,  
dia 20 mmx35 Mm

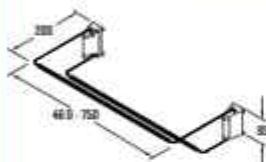


Article No.	Finish
842.57.090	Aluminium

Stock Available

## Shoe Rack

**Wall Rail:** 1120 mm in Length  
**Rail:** Aluminium anodized  
 black with black plastic end caps



Shoe Rack fitting for 3 compartments for installation in shoe cupboards

**Material:** Plastic  
**Colour:** Black & White  
 Aluminium RAL 9006



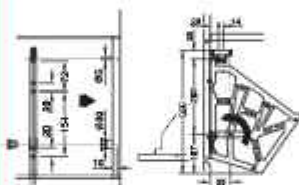
Shoe rack fitting for 3 compartments  
 For installation in shoe cupboards

8

Wardrobe Fittings and Accessories

Article No.	Description
892.12.990	Wall Rail

**Note:** Number of shoe racks will depend on the height of the rail



Installation Dimension:



Article No.	Colour
892.14.353	Plastic, Black
892.14.253	Aluminium RAL 9006, White

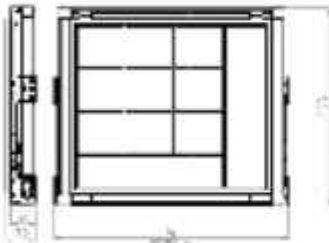
Special Order

Stock Available

## Storage Box



Material: Aluminium (Frame), Wood (Base),  
Felt (Storage Box Interior), Steel (Runners)  
Finish: Black (Frame), Biscuit Brown  
(Storage Box Interior)  
Weight Bearing Capacity: 30kg  
Runners: Soft Closing  
Width Adjustment: 50mm(25mm one either side)

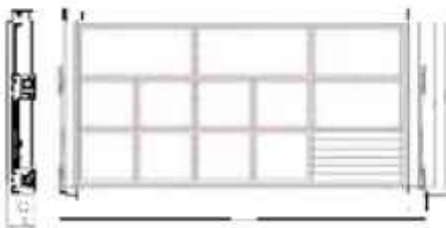


Article No.	External Cabinet Width	Dimension (WxDxH)
807.95.301	600 mm	564x475x80 mm
807.95.304	900 mm	864x475x80 mm

## Leather Storage Box



Material : Aluminium (Frame), Wood (Base),  
Leather(Storage Box Interior), Steel (Runners)  
Finish : Black (Frame),  
Peanut Brown (Storage Box Interior)  
Weight Bearing Capacity : 30 kg  
Runners : Soft Closing  
Width Adjustment : 50 mm (25 mm on either side)



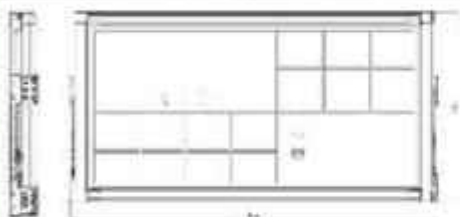
Article No.	External Cabinet Width	Dimension (WxDxH)
807.96.331	600 mm	564x475x80 mm
807.96.334	900 mm	864x475x80 mm

Special Order

Stock Available

Dimensional data not binding. We reserve the right to alter specifications without notice.


## Semi-open Storage Box



Material : Aluminium (Frame),  
Wood (Storage Box), Steel(Runners)  
Finish: Black (Frame),  
Beige (Storage Box Interior)  
Weight Bearing Capacity: 30 kg  
Runners : Soft Closing  
Width Adjustment : 50 mm  
(25 mm on either side)

Article No.	External Cabinet Width	Dimension (WxDxH)
807.96.344	900 mm	864 x 475 x 80 mm

## Metal Box



Material : Aluminium (Frame),  
Perforated Steel (Metal Box), Steel (Runners)  
Finish: Black  
Weight Bearing Capacity: 30 kg  
Runners : Soft Closing  
Width Adjustment : 50 mm  
(25 mm on either side)

Article No.	External Cabinet Width	Dimension (WxDxH)
807.95.351	600 mm	564x475x150 mm
807.95.354	900 mm	864x475x150 mm

Special Order

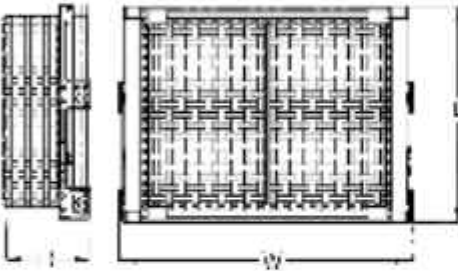
Stock Available



## Pvc Rattan Basket



Article No.	External Cabinet Width	Dimension (WxDxH)
807.96.351	600 mm	564x475x170 mm
807.96.354	900 mm	864x475x170 mm



Material : Aluminium (Frame),  
PVC Rattan (Basket), Steel (Runners)  
Finish : Black (Frame), Wheat Brown (Basket)  
Weight Bearing Capacity : 30 kg  
Runners : Soft Closing  
Width Adjustment : 50 mm  
(25 mm on either side)

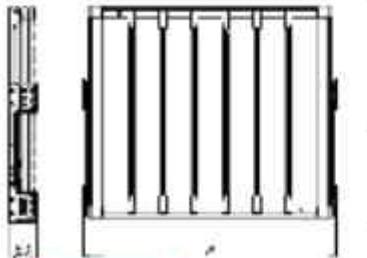
8

Wardrobe Fittings and Accessories

## Trouser Pull-out



Material : Aluminium (Frame), Steel (Runners)  
Aluminium with Anti-skid Rubber Coating (Braces)  
Finish : Black  
Weight Bearing Capacity : 30 kg  
Runners : Soft Closing  
Width Adjustment : 50 mm (25 mm on either side)  
Position of Braces : Adjustable



Article No.	External Cabinet Width	Dimension (WxDxH)
807.95.321	600 mm	564x475x60 mm
807.95.324	900 mm	864x475x60 mm

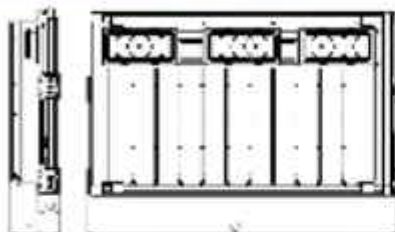
Special Order

Stock Available

Dimensional data not binding. We reserve the right to alter specifications without notice.

Dimensional data not binding. We reserve the right to alter specifications without notice.


## Multi-function Trousler Pullout



Material : Aluminium (Frame),  
Steel (Runners), Plastic (Trays),  
Aluminium with Anti-skid Rubber Coating (Braces)  
Finish : Black  
Weight Bearing Capacity : 30 kg  
Runners : Soft Closing  
Width Adjustment : 50 mm (25 mm on either side)  
Position of Braces : Fixed

Article No.	External Cabinet Width	Dimension (WxDxH)
807.95.311	600 mm	564x475x140 mm
807.96.314	900 mm	864x475x140 mm

## Shoerack Pull-out



Material : Aluminium (Frame),  
Steel (Runners), Perforated  
Steel (Shoe Holder)  
Finish : Black  
Weight Bearing Capacity : 30 kg  
Runners : Soft Closing  
Width Adjustment : 50 mm  
(25 mm on either side)

Article No.	External Cabinet Width	Dimension (WxDxH)
807.95.361	600 mm	564x475x180 mm
807.95.364	900 mm	864x475x180 mm

Special Order

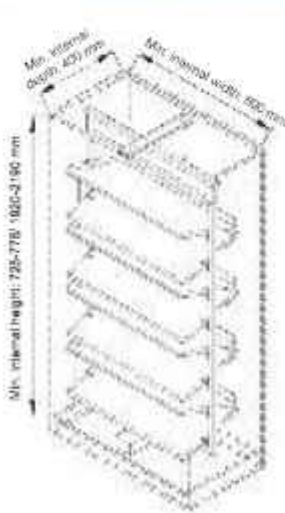
Stock Available

## Rotating Shoe Rack



Material : Aluminium (Frame),  
Steel (Runners and Panels)  
Finish: Black  
Weight Bearing Capacity: 4 kg per panel  
Soft Opening and Closing  
Rotation : 180° on both sides

Article No.	Minimum Internal Cabinet Height	Dimension (WxDxH)
807.95.322	725-775 mm	700 x 340 x 725-775 mm
807.95.323	1920-2190 mm	700 x 340 x 1920-2190 mm



Top of the shoe rack



Bottom of the shoe rack



Special Order

Stock Available

Dimensional data not binding. We reserve the right to alter specifications without notice.

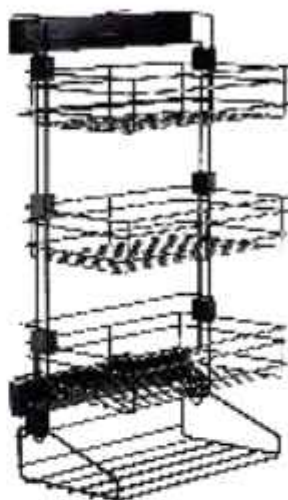
8

Wardrobe Fittings and Accessories

## Side Storage Rack




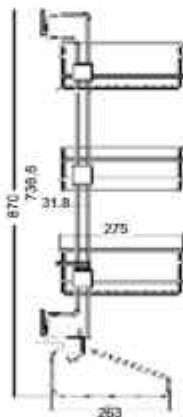
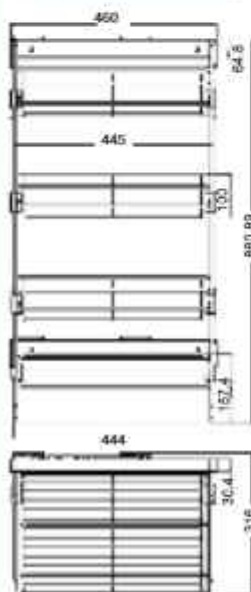
Material : Aluminium (Frame),  
Steel (Runner, Basket, Shelf)  
Finish: Black  
Weight Bearing Capacity: 30 kg  
Runners : Soft Closing  
Minimum Cabinet Depth : 500 mm



8

Wardrobe Fittings and Accessories

Dimensional data not binding. We reserve the right to alter specifications without notice.



Article No.	Min. External Cabinet Dimension (WxD)	Dimension (WxDxH)
807.95.381	400 x 500 mm	316 x 460 x 870 mm (R)
807.95.380	400 x 500 mm	316 x 460 x 870 mm (L)

Special Order

Stock Available



## Wardrobe Lift



Material : Aluminium (Strap Pipe & Arms),  
Plastic (Side Cover Cap and Pull Handle)

Finish : Black

Weight Bearing Capacity : 8-10 kg.

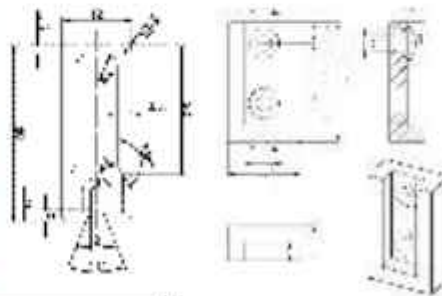
Mounting : Attached to either sides of the wardrobe with screws  
Integrated Silent Closing Mechanism

The Adjustable Strap Pipe can be extended from 830 mm up to a width of 1150 mm owing to its telescopic structure



Article No.	Min. Internal Cabinet Width	Dimension (W)
805.11.354	830 mm	830-1150 mm

## Oval Cloth Hanger Rail



Material : Aluminium with Anti-skid  
Rubber Coating (Rail)  
Finish : Black  
Weight Bearing Capacity : 10 Kg

Article No.	Description	Dimension (W)
804.21.303	Hanger Rail	3000 mm
804.21.390	Side Bracket	

Special Order

Stock Available

Dimensional data not binding. We reserve the right to alter specifications without notice.

03

Wardrobe Fittings and Accessories



## Top Mounted Hanger



Material: Steel  
 Finish : Black  
 Weight Bearing Capacity : 10 kg.  
 Integrated Soft Closing Mechanism  
 Hook Points : 9

Article No.	Dimension (WxDxH)
<b>805.00.350</b>	84 x 444 x 156 mm

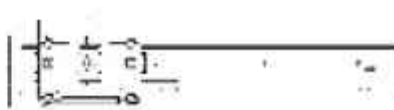
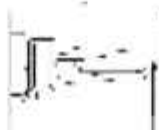


## Side Mounted Tie Rack



Material: Steel  
 Finish : Black  
 Weight Bearing Capacity : 10 kg.  
 Integrated Soft Closing Mechanism  
 Hanging points : 9

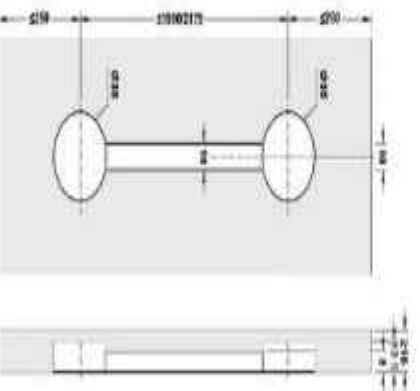
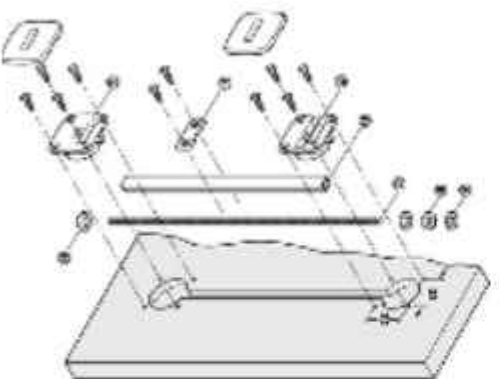
Article No.	Dimension (WxDxH)
<b>807.96.310</b>	168 x 444 x 85 mm



Special Order

Stock Available

## Planofit - Panel Straightening Fitting



Special Order

Stock Available

Dimensional data not binding. We reserve the right to alter specifications without notice.

## Planofit - Panel Straightening Fitting

**Accessories:** Recommended for all sliding wooden doors to prevent warping.

**PLANOFIT:** Panel Straightening fitting that prevents the panel from warping or straightens panels which have warped.

**Area of application:** Prevents doors warping in either direction or straightens doors which have become warped by 5mm

**Door height:** Max. 2,400 mm or 2,650 mm.

**Door thickness:** From 16 mm.

**Installation:** Allows retro active adjustment of the warped panel which have become warped.

Set consisting of:

- 1 threaded rod
- 1 trim strip
- 2 tensioners
- 1 hexagonal nut
- 1 square nut
- 2 lock washers

(Suitable for MDF & Particle Board only)

Article No.	Door height
407.90.220	Straight.fitt.Planofit (door height) 2400 x (Product height) 1930 mm
407.90.221	Straight.fitt.Planofit (door height) 2650 x (Product height) 2195 mm
407.90.241	Cover cap pl.black for casing
407.90.250	Securing plate pl.black

Note: for width of door more than 600mm use 2 sets of fittings

Note: Please order 2 cover cap & 4 plastic securing plate additionally for each set

Special Order

Stock Available

## WALK-IN WARDROBES



Dimensional data not binding. We reserve the right to alter specifications without notice.

Wardrobe Fittings and Accessories

8

## Wall Upright Components

8

Wardrobe Fittings and Accessories

Dimensional data not binding. We reserve the right to alter specifications without notice.



**BOM Article No.: 814.00.130**

- 1a Horizontal Column Profile (315 mm)
- 1b Vertical Column Profile (2600 mm)
- 2 Wall Connector
- 3 Mitre-joint Connector
- 4 Adjusting Foot with Plate

Special Order

Stock Available



## WALL UPRIGHT COMPONENTS

**Article No.: 814.00.130**

(this BOM article no. includes component no. 1, 2, 3 & 4)

### 1. Column Profile



Material	Aluminium
Finish	Brown
Length	Vertical Column Profile : 2600 mm (2645 mm with adjusting foot) and Horizontal Column Profile : 315 mm (330 mm with wall brackets)
Type	With groove for fixing supports and adapters

### 2. Wall Connector



Material	Zinc Alloy
Finish	Brown
Application	For connecting the column profile to the wall

Special Order

### 3. Mitre -joint Connector



Material	Aluminium
Finish	Bright Silver
Application	For connecting the two column profiles when wall mounted or frame mounted

### 4. Adjusting Foot with Plate



Material	Zinc Alloy
Finish	Brown
Application	For adjusting height of column profiles by approx. 20 mm

Stock Available

Dimensional data not binding. We reserve the right to alter specifications without notice.

## BASKET VARIANTS



Wire Basket with Extractable Frame

Article No.: 814.02.191

Material	Frame- Aluminium; Wire Basket Steel
Finish	Brown
Dimensions:	703 × 483 × 210 mm (W×D×H)
Includes:	<ul style="list-style-type: none"> <li>• Extractable Frame × 1</li> <li>• Wire Basket × 1</li> <li>• Runner Covers × 2</li> <li>• Fixing Material</li> </ul>

Note: 1) The dimensions of the Extractable Frame are 770 × 550 × 40 mm (W×D×H) 2) Blum runners for this pull-out 423.54.751 (WCC: 30 Kg., NL: 500 mm) need to be ordered.

Special Order

Laundry Baskets with Extractable Frame

Article No.: 814.03.101

Material	Frame- Aluminium; Laundry Basket- Cotton Linen
Finish	Brown
Dimensions:	703 × 539 × 350 mm (W×D×H)
Includes:	<ul style="list-style-type: none"> <li>• Extractable Frame × 1</li> <li>• Laundry Baskets × 2</li> <li>• Runner Covers × 2</li> <li>• Fixing Material</li> </ul>

Note: 1) The dimensions of the Extractable Frame are 770 × 550 × 40 mm (W×D×H) 2) Blum runners for this pull-out 423.54.751 (WCC: 30 Kg., NL: 500 mm) need to be ordered separately

Stock Available

## BASKET & SHELF VARIANTS



Trouser Rack with Extractable Frame

Article No.: 814.03.111

Material	Frame- Aluminium; Trouser Rack- Steel
Finish	Brown
Dimensions:	703 × 539 × 20 mm (W×D×H)
Includes:	<ul style="list-style-type: none"> <li>• Extractable Frame × 1</li> <li>• Trouser Rack × 1</li> <li>• Runner Covers × 2</li> <li>• Fixing Material</li> </ul>

Note: 1) The dimensions of the Extractable Frame are 770 × 550 × 40 mm (W×D×H) 2) Blum runners for this pull-out 423.54.751 (WCC: 30 Kg., NL: 500 mm) need to be ordered

Special Order

Shoe Rack Organizer with Extractable Frame

Article No.: 814.03.121

Material	Frame- Aluminium; Shoe Rack- Steel
Finish	Brown
Dimensions:	700 × 688 × 145.36 mm (W×D×H)
Includes:	<ul style="list-style-type: none"> <li>• Extractable Frame × 1</li> <li>• Shoe Rack Organizer × 1</li> <li>• Runner Covers × 2</li> <li>• Fixing Material</li> </ul>

Note: 1) The dimensions of the Extractable Frame are 770 × 550 × 40 mm (W×D×H) 2) Blum runners for this pull-out 423.54.751 (WCC: 30 Kg., NL: 500 mm) need to be ordered

Stock Available

## BASKET VARIANTS



8

Wardrobe Fittings and Accessories

Dimensional data not binding. We reserve the right to alter specifications without notice.



### Multi-Purpose Organizer with Extractable Frame

Article No.: 814.02.181

Material	Frame- Aluminium; Organiser- Wood
Finish	Brown
Dimensions:	703 × 483 × 50 mm (W×D×H)
Includes:	<ul style="list-style-type: none"> <li>• Extractable Frame × 1</li> <li>• Organiser × 1</li> <li>• Runner Covers × 2</li> <li>• Fixing Material</li> </ul>

Note: 1) The dimensions of the Extractable Frame are 770 × 550 × 50 mm (W×D×H) 2) Blum runners for this pull-out 423.54.751 (WCC: 30 Kg., NL: 500 mm) need to be ordered

Special Order

Stock Available

## WALK-IN WARDROBES - ACCESSORIES

### Wardrobe Rail & Rail Brackets

Article No.: 814.01.191 (Rail)

814.01.151 (Brackets)



Article No.	814.01.191	814.01.151
Material	Aluminium	Zinc Alloy
Finish	Brown	
WCC	15 Kg.	
Dimensions:	864 × 15 × 30 mm (W×D×H)	Ø48 × 28 mm (Dia × T)
Unit:	Piece	Pair

### Shelf With Led Light & Brackets

Article No.: 814.03.151



Material	Aluminium
Finish	Brown
Dimensions (W×D×H) :	798 × 500 × 10 mm (Shelf with LED) 33 × 51 × 42 mm (Connectors)
WCC	70 Kg.
Includes:	<ul style="list-style-type: none"> <li>• Shelf with LED Light × 2</li> <li>• Connectors × 2</li> </ul>

Note: Driver for LED shelf – 833.74.962 (Voltage: 12V, Wattage: 40 W ) needs to be ordered separately. One driver can be used for up to 3 shelves.

Special Order

Stock Available

Dimensional data not binding. We reserve the right to alter specifications without notice.

8

Wardrobe Fittings and Accessories



## WALK-IN WARDROBES - ACCESSORIES

### SUPPORT BRACKETS

#### Cabinet Support Brackets

Article No.: 814.01.183



Material	Zinc Alloy
Finish	Brown
Dimensions	48 × 25 × 68 mm (W × D × H)
WCC	70 Kg. per pair
Max. Cabinet Width	1200 mm
Unit	Pair (4 Brackets required for each cabinet)



#### Wooden Shelf / Blum TANDEM Runner Supports & Brackets

Article No.: 814.01.135

Material	Zinc Alloy
Finish	Brown
Dimensions	210 × 36 mm (W × D)
WCC	40 Kg.
Unit	Pair (2 Brackets required for each wooden shelf)
Application	Can be used to install TANDEM runners as well as wooden shelves to the wall uprights

Special Order

Stock Available

## Drawer Runners



## Drawer Runners

### Ball Bearing Runner

#### Product Features:

**Mounting:** Side Mounted

**Material:** Mild Steel

**Finish:** Zinc Galvanized / Black

**Weight Bearing Capacity:**  
25 kg per pair

**Extension:** Full extension  
for all sizes

**Available Sizes:** 250 to 550 mm

25 kg  
Pair



**Finish:** Zinc Galvanized

Article No.	Length
420.55.900	250 mm
420.55.901	300 mm
420.55.902	350 mm
420.55.903	400 mm
420.55.904	450 mm
420.55.904	500 mm
420.55.906	550 mm

**Finish:** Black

Article No.	Length
420.55.300	250 mm
420.55.301	300 mm
420.55.302	350 mm
420.55.303	400 mm
420.55.304	450 mm
420.55.305	500 mm
420.55.306	550 mm

Special Order

### Ball Bearing Runner

#### Product Features:

**Mounting:** Side Mounted

**Material:** Mild Steel

**Finish:** Zinc Galvanized / Black

**Weight Bearing Capacity:**  
30 kg per pair

**Extension:** Full extension  
for all sizes

**Available Sizes:** 250 to 550 mm

30 kg  
Pair



**Finish:** Zinc Galvanized

Article No.	Length
422.87.900	250 mm
422.87.901	300 mm
422.87.902	350 mm
422.87.903	400 mm
422.87.904	450 mm
422.87.905	500 mm
422.87.906	550 mm

**Finish:** Black

Article No.	Length
422.87.300	250 mm
422.87.301	300 mm
422.87.302	350 mm
422.87.303	400 mm
422.87.304	450 mm
422.87.305	500 mm
422.87.306	550 mm

### Ball Bearing Runner

#### Product Features:

**Mounting:** Side Mounted

**Material:** Mild Steel

**Finish:** Zinc Galvanized / Black

**Weight Bearing Capacity:**  
45 kg per pair

**Extension:** Full extension  
for all sizes

**Available Sizes:** 250 to 700 mm

45 kg  
Pair



**Finish:** Black

Article No.	Length
422.58.325	250 mm
422.58.330	300 mm
422.58.335	350 mm
422.58.340	400 mm
422.58.345	450 mm
422.58.350	500 mm
422.58.355	550 mm
422.58.360	600 mm
422.58.365	650 mm
422.58.370	700 mm

Stock Available

## Drawer Runners

Finish: Zinc Galvanized

Article No.	Length
422.58.925	250 mm
422.58.930	300 mm
422.58.935	350 mm
422.58.940	400 mm
422.58.945	450 mm
422.58.950	500 mm
422.58.955	550 mm
422.58.960	600 mm
422.58.965	650 mm
422.58.970	700 mm

**Soft Close Ball Bearing Runner**

**Product Features:**

**Mounting:** Side Mounted

**Material:** Mild Steel

**Finish:** Zinc Galvanized / Black

**Weight Bearing Capacity:**

40 kg per pair

**Extension:** Full extension  
for all sizes

**Available Sizes:** 300 to 600 mm



**Push to open**

**Ball Bearing Runner**

**Product Features:**

**Mounting:** Side Mounted

**Material:** Mild Steel

**Finish:** Zinc Galvanized

**Weight Bearing Capacity:**

40 kg per pair

**Extension:** Full extension  
for all sizes

**Available Sizes:** 300 to 600 mm



Finish: Black

Article No.	Length
432.02.131	300 mm
432.02.132	350 mm
432.02.133	400 mm
432.02.134	450 mm
432.02.135	500 mm
432.02.136	550 mm
432.02.137	600 mm

Finish: Zinc Galvanized

Article No.	Length
432.02.191	300 mm
432.02.192	350 mm
432.02.193	400 mm
432.02.194	450 mm
432.02.195	500 mm
432.02.196	550 mm
432.02.197	600 mm

Finish: Zinc Galvanized

Article No.	Length
422.02.061	300 mm
422.02.062	350 mm
422.02.063	400 mm
422.02.064	450 mm
422.02.065	500 mm
422.02.066	550 mm
422.02.067	600 mm

Special Order

Stock Available

Dimensional data not binding. We reserve the right to alter specifications without notice.

## Drawer Runners

### Econo Box :

Self closing drawer System slide with double stop Single extension.  
**Load bearing capacity** : 25 kg.  
**Finish** : Steel, epoxy coated Cream RAL9001.



Article No.	Height	Length
555.93.440	54 mm	400 mm
555.93.445	54 mm	450 mm
555.94.440	86 mm	400 mm
555.94.445	86 mm	450 mm
555.94.450	86 mm	500 mm
555.95.440	118 mm	400 mm
555.95.445	118 mm	450 mm
555.95.450	118 mm	500 mm

### Soft Close Mechanism for Draw Runners & Meta Box

#### Area of application:

Roller runners, ball bearing runners without retainer retention, groove mounted runners, Metabox, Econobox.

#### Load Bearing capacity:

25 kg load bearing capacity, with 2 sided installation

#### Material:

Plastic

#### Colour:

Light grey and black

Installation: On one or both side, soft and self closing mechanism for screw fixing to side panel of cabinet, follower is fix to side panel of drawer.



SMUSCO®

Article No.	Runner Length
432.13.507	For ball bearing & Soft Roller Runners
432.13.508	For Single Wall Runners (Metabox & Econobox)

Special Order

Stock Available



Table and Desk Fittings



## Furniture Castors

Dimensional data not binding. We reserve the right to alter specifications without notice.

**Tandema 50 twin wheel castor**  
with mounting plate

**Load bearing capacity:** 50 kg  
per castor

**Wheel Diameter:** 50mm

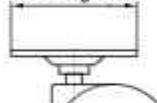
**Finish:** Plastic, matt black



Without brake

With brake

Mounting Plate



Article No. Brake	Article No. Without Brake	Installation Height
660.08.321	660.07.321	63 mm

**Twin wheel castor**  
with mounting plate but  
without brake

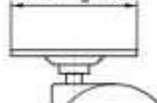
**Load bearing capacity:** 25 kg  
per castor

**Wheel Diameter:** 35mm

**Finish:** Plastic, matt black



Mounting Plate



Article No.	Installation height
660.07.301	48 mm

Special Order

**Swivelling castor:** Press fitted  
in a housing of Ø 40mm

**Load bearing capacity:** 50 kg  
per castor

**Finish:** Plastic, black

**Castor:** Hard Plastic



Article No.	Wheel Diameter
661.04.309	15 mm

**Ball castor:** Recessed mounted

**Material:** Steel

**Finish:** Yellow Chromatized  
housing, chrome plated ball



Article No.	Recess Part Ø mm
661.02.210	16 mm
661.02.230	23.5 mm
661.02.250	33 mm

**Castor:** For forward/backward  
running only. Preferably for bed  
storage pull-outs

**Load bearing capacity:** 40 kg  
per castor

**Finish:** Steel housing

Galvanized, white plastic wheel

**Running surface:** Hard floors

**Castor:** Hard Plastic



Article No.	Installation Height
660.98.904	41 mm

Stock Available

## Table top swivel fitting

### Swivel Table

**Width:** max. 1200mm

**Depth:** max. 600mm

**Panel Thickness:**

**Top Panel:**  $\geq$  25mm

**Side Panel:**  $\geq$  28mm



Article No.	Size
646.31.000	Table top swivel fitting

**Note:** Castors needs to order separately 661.05.320 or 661.05.330

Dimensional data not binding. We reserve the right to alter specifications without notice.

10

Table and Desk Fittings

Special Order

Stock Available

## Furniture Glides

**Width:** Plastic  
**Height:** 5mm  
**Colour:** White  
**Diameter:** 19-25mm  
**Installation:** Knocking in



Article No.	Diameter in mm
650.02.190	19 mm

**Material:** With Intermediate Plastic layer, base in Grey felt  
**Height:** 9mm  
**Diameter:** 20mm  
**Installation:** Screw fixing



Article No.	Diameter in mm
650.20.720	20 mm

**Material:** Brown Felt  
**Colour:** Brown  
**Installation:** Glue fixing (self adhesive)

**ROUND**



Article No.	Diameter in mm
650.06.103	20 mm
650.06.105	24 mm

**Material:** Brown felt  
**Colour:** Brown  
**Installation:** Glue fixing (self adhesive)

**Square**



Article No.	Size in mm
650.06.121	20 x 20 mm

Dimensional data not binding. We reserve the right to alter specifications without notice.

Special Order

Stock Available

Screws and Jigs

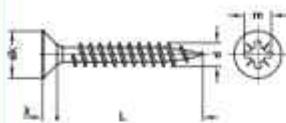




## Fixing Screws

Hospa Chipboard Screws,  
Countersunk Head with Full  
Threading

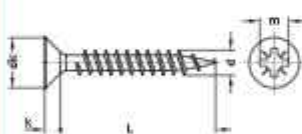
**Finish** : Steel, Nickel Plated  
**MOQ**: 1000 pcs



Article No.	Diameter x Length
015.35.637	3.5 mm x 15 mm
015.35.824	4.0 mm x 15 mm
015.35.833	4.0 mm x 17 mm
015.35.842	4.0 mm x 20 mm

Hospa Chipboard Screws,  
Countersunk Head with Full  
Threading

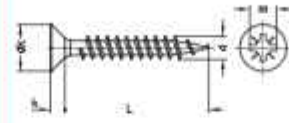
**Finish** : Steel, Galvanized  
**MOQ**: 1000 pcs



Article No.	Diameter x Length
015.31.620	3.5 mm x 13 mm
015.31.657	3.5 mm x 20 mm
015.31.675	3.5 mm x 25 mm
015.31.684	3.5 mm x 30 mm
015.31.951	4.5 mm x 35 mm

Hospa Chipboard Screws,  
Countersunk Head with Full  
Threading

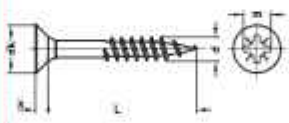
**Finish** : Steel, Galvanized  
**MOQ**: 1000 pcs



Article No.	Diameter x Length
015.31.255	2.5 mm x 16 mm
015.31.335	3.0 mm x 15 mm
015.31.540	3.0 mm x 17 mm
015.31.639	3.5 mm x 15 mm
015.31.648	3.5 mm x 17 mm
015.31.853	4.0 mm x 25 mm
015.31.871	4.0 mm x 35 mm
015.31.942	4.5 mm x 30 mm

Hospa Chipboard Screws,  
Countersunk Head with Partly  
Threading

**Finish** : Steel, Galvanized  
**MOQ**: 1000 pcs



Article No.	Diameter x Length
015.41.886	4.0 mm x 40 mm
015.41.966	4.5 mm x 40 mm

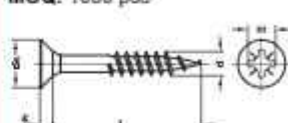
Flat Head Combination  
Cross Slot Screw  
**Finish** : Steel, Galvanized  
**MOC**: 1000 pcs



Article No.	Diameter x Length
022.35.252	4 mm x 25 mm
022.35.305	4 mm x 30 mm

Hospa Chipboard Screws,  
Countersunk Head with Partly  
Threading

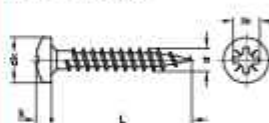
**Finish** : Steel, Yellow  
chromalized  
**MOQ**: 1000 pcs



Article No.	Diameter x Length
015.44.341	6.0 mm x 50 mm

Hospa Chipboard Screws,  
Pan Head with Full Threading

**Finish**: Steel, Galvanized  
**MOQ**: 1000 pcs



Article No.	Diameter x Length
015.71.633	3.5 mm x 15 mm
015.71.848	4.0 mm x 20 mm
015.71.857	4.0 mm x 25 mm
015.71.875	4.0 mm x 35 mm
015.71.884	4.0 mm x 40 mm
015.71.928	4.5 mm x 20 mm

Hospa Chipboard Screws,  
Countersunk Head with Partly  
Threading

**Finish** : Steel, Galvanized  
**MOQ**: 5000 pcs



Article No.	Diameter x Length
017.01.944	4.5 mm x 30 mm
017.01.971	4.5 mm x 45 mm

Special Order

Stock Available

## Unitool

Multi Drilling Jig: For precision drilling of Minifix connectors, concealed hinges, Mounting plates, System 32 mounting panels



### Supplied with:

- 1 Basic jig with stop plate and drilling sleeves for Ø 5 mm drill holes
- 1 Replaceable drilling jig for System 32
- 1 Drill guide for drilling holes in edges of 16/19/22 mm
- 1 Drill guide for drilling holes in edges of 15/18/18 mm
- 4 Drilling sleeves Ø 8 mm
- 2 Marking pins for depth gauge
- 1 Allen key SW 2

Article No.	Description
001.25.000	Unitool multi drilling jig
<b>Also order</b>	
001.25.031	Drill guide for Ø 35mm
001.25.023	Drill guide for Minifix 15, d=34 mm
001.28.129	Depth gauge

Special Order

Stock Available

Dimensional data not binding. We reserve the right to alter specifications without notice.

Screws and Jigs

11

## Hinge Boring Machine



### Technical Specifications of the Machine

Electric Motor	Power	0.75 Kw
	Frequency	230-50 Hz
	Speed	2800 rpm
	Current	3.5 A
Diameters of the cutters	Hinge slot	Ø 35 mm
	Drill	Ø 2 mm
Table Movement ( Guard Movement )	X	2 - 12 mm
Maximum Cutting Depth	Y	60 mm
Dimensions	W	800 mm
	L	570 mm
	H	470 mm
Weight	Kg	21.5 Kg

#### Consists of below components -

- 2 pieces of Ø2 mm drills
- 2 pieces of Ø10 mm drills
- 1 piece of boring bit of Ø35 mm

Article No.	Description
001.85.000	Hinge Boring Machine

Special Order

Stock Available



# Furniture Fittings

**Mumbai Design Centre:**  
Haji Moosa Patrawala Ind (SOBO)  
Estate, Near Famous Studio,  
Mahalaxmi (West), Mumbai - 400 011  
Tel.: 022 6264 7100

**Mumbai Design Centre:**  
#2 Filix Building, Opp. Asian Paints,  
L.B.S. Marg, Bhandup (West),  
Mumbai - 400 078  
Tel.: 022 2596 9660/  
2596 9767/2594 7305

**New Delhi Office & Design Centre:**  
D-89, 1<sup>st</sup> Floor, Okhla Phase-I,  
New Delhi - 110 020  
Tel.: 011-66574999  
Fax: 011-41605482

**Bangalore Office & Design Centre:**  
Incubex Nestavera Spaces Pvt Ltd,  
No.13, Langford Place, Langford Road,  
Shanti Nagar, Bangalore - 560 025  
Tel.: 080 4132 6116  
Fax: 080 4132 6226

**Bangalore**  
**Hafele Appliances Gallery:**  
No. 2/1, Shiv Manor, Langford Road,  
Shantinagar, Bangalore - 560027  
Tel.: 080 - 4142 6336

**Sri Lanka:**  
**Hafele Office and Design Centre:**  
52, Nandana Gardens  
(On Duplication Road), Colombo 04.  
Tel.: +94 112 500 501.  
Fax: 0094 112 500 553.

**Hafele Design Centre:**  
445, Galle Road, Rawathawatta,  
Moratuwa, Sri Lanka.  
Tel.: +94 112 644 600.

**Hafele Boutique:**  
747A, Sirimawo Bandaranayaka  
Mawatha, Mulgampola,  
Kandy, Sri Lanka  
Tel.: +94 812 223 338.

**Hyderabad Office & Design Centre:**  
SJR Building - # 1-57/89/1 & 1-57/89/2  
Opp Allahabad Bank, Gachibowli,  
Hyderabad - 500032  
Tel.: 040 29557578 / 040 29557588

**Kolkata Design Centre:**  
PS PACE, Premises No. 1/1A,  
Mahendra Roy Lane, Topala,  
Kolkata - 700 046  
Tel.: 033 40086614 / 033 40089268  
Fax: 033 24986020

**Kolkata Office:**  
Office No. 1001, PS Continental,  
10<sup>th</sup> Floor, 83/2/1 Topsia Road,  
Near Vishwakarma Building,  
South Kolkata - 700046  
Tel.: 033-2285 0104 /  
033-2285 0105 / 033-2285 0106

**Chennai Office & Design Centre:**  
1<sup>st</sup> Floor No.24, College Road,  
Nungambakkam, Chennai - 600 006  
Tel.: 044 - 4216 1542  
Fax: 044 2446 0922

**Bangladesh Office:**  
2<sup>nd</sup> Floor, House - 181, Road - 2,  
Mohakhali DOHS, Dhaka - 1206.  
Tel.: 01844018431/ 01844018432/  
01844018433/ 01844018437.

**Bangladesh Design Center:**  
House - 106, Road - 12,  
Block - E, Banani, Dhaka - 1213  
Tel.: 02-48810380-81

**Nepal:**  
UHS Holdings Pvt. Ltd.  
Kathmandu-2,  
Gairidhara Chowk, Nepal.  
Mob.: +977 9802338800

**Pune Design Centre:**  
Showroom No. 2, Ground Floor,  
F P no. 403, A/2, ICC Trade Tower,  
Senapati Bapat Marg,  
Shivaji Nagar, Pune -411016  
Tel.: 020 2563 3301  
Fax: 020 2563 3302

**Pune Office:**  
Office No. 12, Vastushree Complex,  
Survey No 587,  
Near Hyde Park, Gultekdi,  
Market Yard, Pune - 411 037  
Tel.: 020 2426 6264  
Fax: 020 2426 6274

**Ahmedabad Office:**  
Hafele India Pvt. Ltd., Office No. 302,  
3<sup>rd</sup> Floor, Shangrila Arcade, Near  
Shyamal Cross Road, Satellite,  
Ahmedabad - 380015  
Tel.: +91 79695 55505 / 8886220505

**Cochin Office:**  
Jomer Symphony, 5<sup>th</sup> Floor, 48/1744  
C34, Chaikkavattom, North Ponnuranni,  
Vyttila, Cochin- 682010

**Bhutan:**  
Smart Homes  
Gr. Floor, Druk Building (Opp Helipad)  
Babesa -Thimpu Expressway, Thimpu  
Tel.: +975-2-333419  
Mob.: +975-77277615, 17839717,  
77114228,1760083,17669840

## HÄFELE

**Mumbai Corporate Office:**  
Office No. 3, Building "A", BETA,  
I Think Techno Campus, Off J.V.L.R.,  
Opp. Kanjurmarg East, Mumbai - 400 042.  
Tel.: 022 6142 6100 Fax: 022 6702 0531.

For Enquiries SMS "HAFELE" to 56070  
Toll Free Customer Care: 1800 266 6667  
Customer Care WhatsApp: +91 97691 11122  
customercare@hafeleindia.com  
info@hafeleindia.com

Follow us on

