

LOOKBOOK

2 0 2 3

Exclusive Collection by
MANISH MALHOTRA

Century Plyboards (India) Limited
Registered Office: Century House P-15/1 Taratala Road, Kolkata, West Bengal (India) 700 088
T +91 33 3940 3950 E laminates@centuryply.com W www.centurylaminates.in
CenturyPlyIndia YouTube centuryply1986 decorativesbycenturyply decoratives_by_centuryply
SMS PLY to 54646 for any queries. Please call our customer executive at 1800-5722-122.

LOOKBOOK

2 0 2 3

Exclusive Collection by
MANISH MALHOTRA



CenturyPlyIndia YouTube centuryply1986
decorativesbycenturyply decoratives_by_centuryply



LOOKBOOK

2 0 2 3

Exclusive Collection by
MANISH MALHOTRA

INTRODUCTION



fashion for
your furniture

Presenting CenturyLaminates LookBook 2023

The world has changed. And so have our homes. We have gone from individual houses with their own personalities to condominiums that look the same as the rest. So, how does your home make a statement? Stand out from the crowd?

Interiors

The right interiors give your home a personality, creates buzz amidst your circles. Just like how your fashion statement sets you apart. It's time to turn your spaces into real showstoppers with trending hues, jazzy patterns, classic textures, chic designs & more.

If looks drew you in, our story doesn't end there. The CenturyLaminates range is crafted with a blend of form and functionality. Be it the state-of-the-art manufacturing or the ease of installation, we stand out. Just like our designs!

CenturyLaminates Advantages



10-Year Warranty



Carpenter-Friendly



Uniform Sanding



Greenguard Gold & FSC Certification*



Colour Fastness



Latest International Range



ViroKill Technology



Precision & Consistency with Imported Plates



Fire-Retardant Grade 2 Conformant



Available All Over India

WORLD OF MATTE

if matte matters to you,
we have it all.



111 MT
3531 SI
4517 KM
153 UM
1543 UM

Conventional Matte

1 Matte (MT)



Gloss Value: 12 - 16



Moderate Reflective Surface

3

Designs

Check out page 182

Silky Matte

2 Silk Tuff (SI)



Gloss Value: 25 - 28



Reflective Surface



Feather Touch

25

Designs

Check out page 67

Veneer Matte

3 Kering Matne (KM)



Gloss Value: 0.5 - 1



Non Reflective Surface



Dry Matte



Raw Veneer Look-alike Matte

8

Designs

Check out page 61

Non-Reflective Matte

4 Ultra Matte (UM)



Gloss Value: 1 - 1.5



Non Reflective Surface



Satin Touch

1.25 mm

Thickness

10

Designs

Check out page 30

Exclusive Designer Matte

5 Exclusive Collection by Manish Malhotra



Gloss Value: 1 - 1.5



Non Reflective Surface



Unique Designs



Manish Malhotra Collection

35

Designs

Check out page 11

the leader

CenturyLaminates is known for its category-first designs. We are the largest laminates brand in India. We create fashion for your furniture.



the trendsetter



Manish Malhotra.
Couturier. Stylist.
Revivalist.
His creations ooze with glamour. Each of his designs looks uber premium. He weaves the moods of modern India.

meeting of the masters

Manish has kept reinventing himself. So has CenturyLaminates, one of the finest innovators in the world of laminates. When two such maestros join hands, something remarkable is bound to take shape!


MANISH MALHOTRA



'When you love something so much, it loves you back.' That's what Manish thinks. So, his love for beauty has woven the magic again! Now with more intricate & smarter motifs.

the canvas & the muse

Exclusive Collection by Manish Malhotra



Is it couture? Is it laminates?

It's kind of both. It's fashion for your furniture. It adds high fashion to your spaces. Put it anywhere, and make spotlights turn!



MANISH MALHOTRA





Elegance reimagined. Style redefined.
Explore the floral fashion, in a new avatar.

ELEGANTE

Fusion



Smooth. Smart.
Smashing.
Yet Unmatched.
Turn the page and let
your space turn heads.

inspiration

Minimalist and modern.
Quirky yet classy.
Browse the cool colours
and stunning designs.





KNIGHT GARDEN 1550 MI



MATCHING REHAU EDGE BAND - 75617*



KNIGHT GARDEN 1550 UM



MATCHING REHAU EDGE BAND - 75617*



LAVANTE ROYALE 1543 UM

MATCHING REHAU EDGE BAND - 110215*



LAVANTE ROYALE 1543 MI

MATCHING REHAU EDGE BAND - 110215*



LAZULITE ROYALE 1544 MI

MATCHING REHAU EDGE BAND - 75620*



LAZULITE ROYALE 1544 UM


MATCHING REHAU EDGE BAND - 75620*



*All REHAU Edgiband available in 3 finishes - Super High Gloss, High Gloss+ & Matte. Check out Edgiband Index for more details.



NEW SPRING PRIMROSE 1528 UM



MATCHING REHAU EDGEBOARD - 75718*

NEW SPRING PRIMROSE 1528 MI



MATCHING REHAU EDGEBOARD - 75718*

NEW AUTUMN PRIMROSE 1529 MI



MATCHING REHAU EDGEBOARD - 110136*

NEW AUTUMN PRIMROSE 1529 UM



MATCHING REHAU EDGEBOARD - 110136*

NEW CONGO GERANIUM 1531 UM



MATCHING REHAU EDGEBOARD - 110103*

NEW MOROCCAN GERANIUM 1532 UM



MATCHING REHAU EDGEBOARD - 110159*

NEW FRENCH GERANIUM 1530 UM



MATCHING REHAU EDGEBOARD - 75610*

NEW CONGO GERANIUM 1531 MI



MATCHING REHAU EDGEBOARD - 110103*

NEW MOROCCAN GERANIUM 1532 MI



MATCHING REHAU EDGEBOARD - 110159*

NEW FRENCH GERANIUM 1530 MI



MATCHING REHAU EDGEBOARD - 75610*





NEW SWISS BLOOMBERRY 1536 UM



MATCHING REHAU EDGE BAND - 110231*



NEW FIJI BLOOMBERRY 1535 UM



MATCHING REHAU EDGE BAND - 112078*



NEW HAWAIIAN BLOOMBERRY 1537 UM



MATCHING REHAU EDGE BAND - 75613*



NEW FIJI BLOOMBERRY 1535 MI



MATCHING REHAU EDGE BAND - 112078*



NEW SWISS BLOOMBERRY 1536 MI



MATCHING REHAU EDGE BAND - 110231*



NEW HAWAIIAN BLOOMBERRY 1537 MI



MATCHING REHAU EDGE BAND - 75613*



NEW ANTIQUE COROLLA 1533 UM



MATCHING REHAU EDGE BAND - 75709*



NEW EXOTIC COROLLA 1534 MI



MATCHING REHAU EDGE BAND - 110151*



NEW EXOTIC COROLLA 1534 UM



MATCHING REHAU EDGE BAND - 110151*



NEW ANTIQUE COROLLA 1533 MI




MATCHING REHAU EDGE BAND - 75709*



*All REHAU Edgeband available in 3 finishes - Super High Gloss, High Gloss + & Matte. Checkout Edgeband Index for more details.



NEW TURQUOISE FIGURINE 1547 UM



MATCHING REHAU EDGE BAND - 112006*



NEW TURQUOISE FIGURINE 1547 MI



MATCHING REHAU EDGE BAND - 112006*




NEW UMBER FIGURINE 1548 MI



MATCHING REHAU EDGE BAND - 75720*



NEW UMBER FIGURINE 1548 UM



MATCHING REHAU EDGE BAND - 75720*



NEW CALACATTA ART 1540 UM



MATCHING REHAU EDGE BAND - 110208*



NEW SICILIAN ART 1538 UM



MATCHING REHAU EDGE BAND - 110215*



NEW ROJO ART 1539 UM



MATCHING REHAU EDGE BAND - 75613*



NEW SICILIAN ART 1538 MI



MATCHING REHAU EDGE BAND - 1102152*



NEW CALACATTA ART 1540 MI



MATCHING REHAU EDGE BAND - 110208*



NEW ROJO ART 1539 MI



MATCHING REHAU EDGE BAND - 75613*



*All REHAU Edgiband available in 3 finishes - Super High Gloss, High Gloss+ & Matte. Checkout Edgiband Index for more details.

*All REHAU Edgiband available in 3 finishes - Super High Gloss, High Gloss+ & Matte. Checkout Edgiband Index for more details.



NEW GALA POPPER 1552 UM



MATCHING REHAU EDGE BAND - 75737*

NEW GALA POPPER 1552 MI



MATCHING REHAU EDGE BAND - 75737*

NEW FERN AURA 1551 MI




MATCHING REHAU EDGE BAND - 112065*

NEW FERN AURA 1551 UM



MATCHING REHAU EDGE BAND - 112065*

NEW SALMON FLORAL 1542 UM



MATCHING REHAU EDGE BAND - 110210*

NEW SALMON FLORAL 1542 MI




MATCHING REHAU EDGE BAND - 110210*

NEW LEMONGRASS FLORAL 1541 MI



MATCHING REHAU EDGE BAND - 110171*

NEW LEMONGRASS FLORAL 1541 UM



MATCHING REHAU EDGE BAND - 110171*



*All REHAU Edgeband available in 3 finishes - Super High Gloss, High Gloss+ & Matte. Checkout Edgeband Index for more details.



GENTLE LEI 1546 UM



MATCHING REHAU EDGE BAND - 75028*



GENTLE LEI 1546 MI



MATCHING REHAU EDGE BAND - 75028*



INTENSE LEI 1545 MI



MATCHING REHAU EDGE BAND - 75017*




INTENSE LEI 1545 UM



MATCHING REHAU EDGE BAND - 75017*




FLORID CANVAS 1549 MI



MATCHING REHAU EDGE BAND - 75710*


FLORID CANVAS 1549 UM



MATCHING REHAU EDGE BAND - 75710*



NEW RADIANT MONK 1555 UM



MATCHING REHAU EDGE BAND - 112012*



NEW CARNATION 1556 MI



MATCHING REHAU EDGE BAND - 112012*



NEW CARNATION 1556 UM



MATCHING REHAU EDGE BAND - 112012*



NEW RADIANT MONK 1555 MI



MATCHING REHAU EDGE BAND - 112012*



NEW EMPHATIC TAPESTRY 1553 MI



MATCHING REHAU EDGE BAND - 110128*



NEW SOOTHING TAPESTRY 1554 UM



MATCHING REHAU EDGE BAND - 110140*



NEW SOOTHING TAPESTRY 1554 MI



MATCHING REHAU EDGE BAND - 110140*



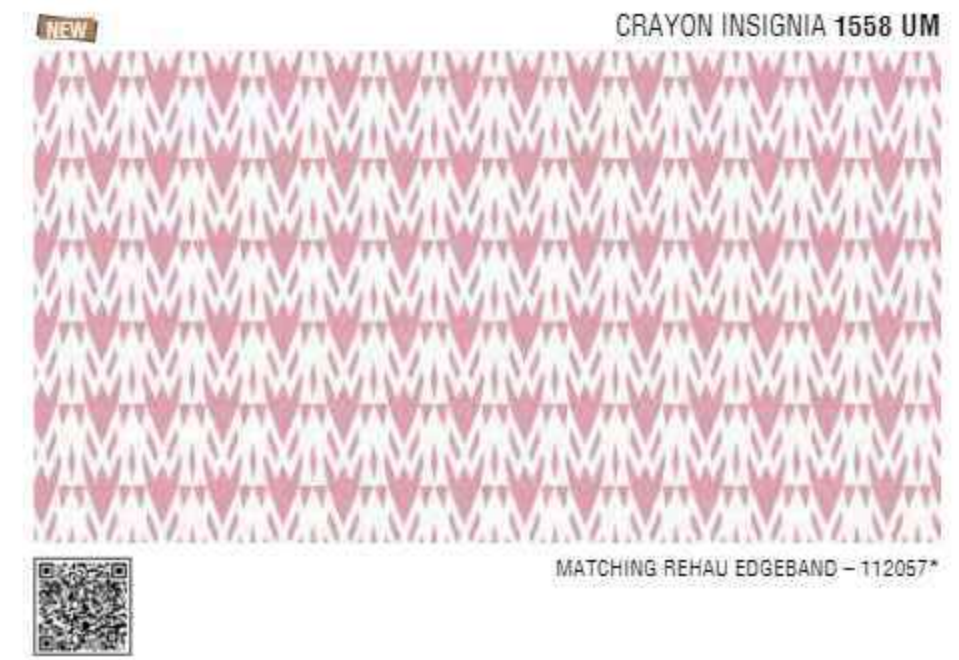
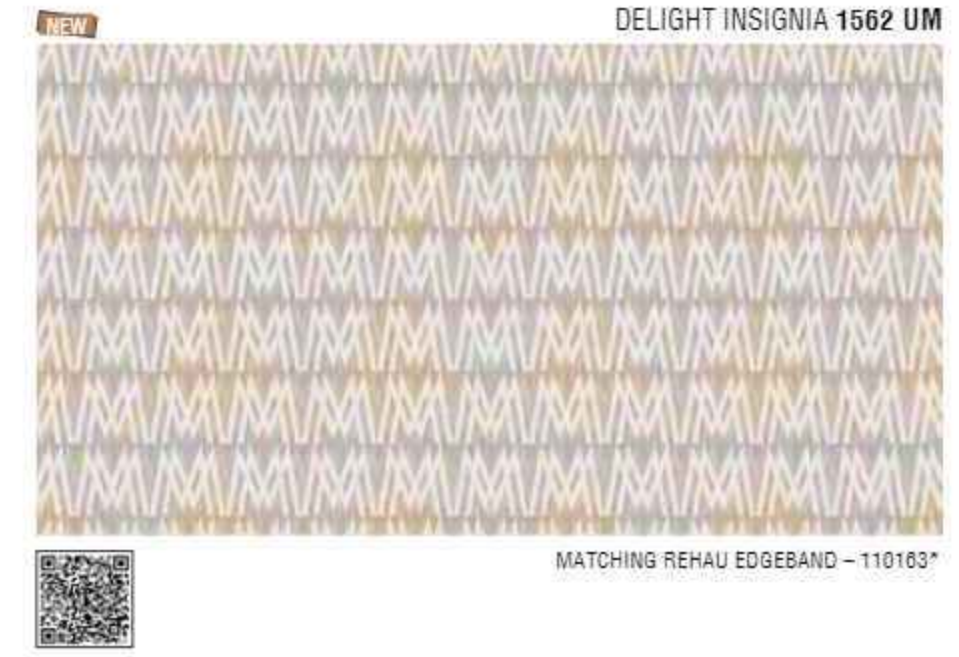


NEW EMPHATIC TAPESTRY 1553 UM



MATCHING REHAU EDGE BAND - 110128*



*All REHAU Edgeband available in 3 finishes - Super High Gloss, High Gloss+ & Matte. Check out Edgeband Index for more details.



add beauty to ease,
reimagine fashion.

Introducing **Acrylo**. A category first range of scuff resistant pastel shades in Premium Gloss and Ultra Matte. It's gorgeous. It's lovely. It's style reimagined for your interiors.

-  European designs
 -  Easy Maintenance
 -  Premium Gloss
 -  Ultra Matte
 -  Non-reflective Matte
 -  Satin Touch
 -  Matching Edge Bands
- [Two finishes to choose from]

ROSE PINK 152 LU, BRAZILIAN SAND 168 UM

ACRYLO

1.25 mm collection

EUROPEAN
DESIGNS

PREMIUM
GLOSS &
ULTRA MATTE



ACRYLO

1.25 MM COLLECTION

BEST OF BOTH THE WORLDS

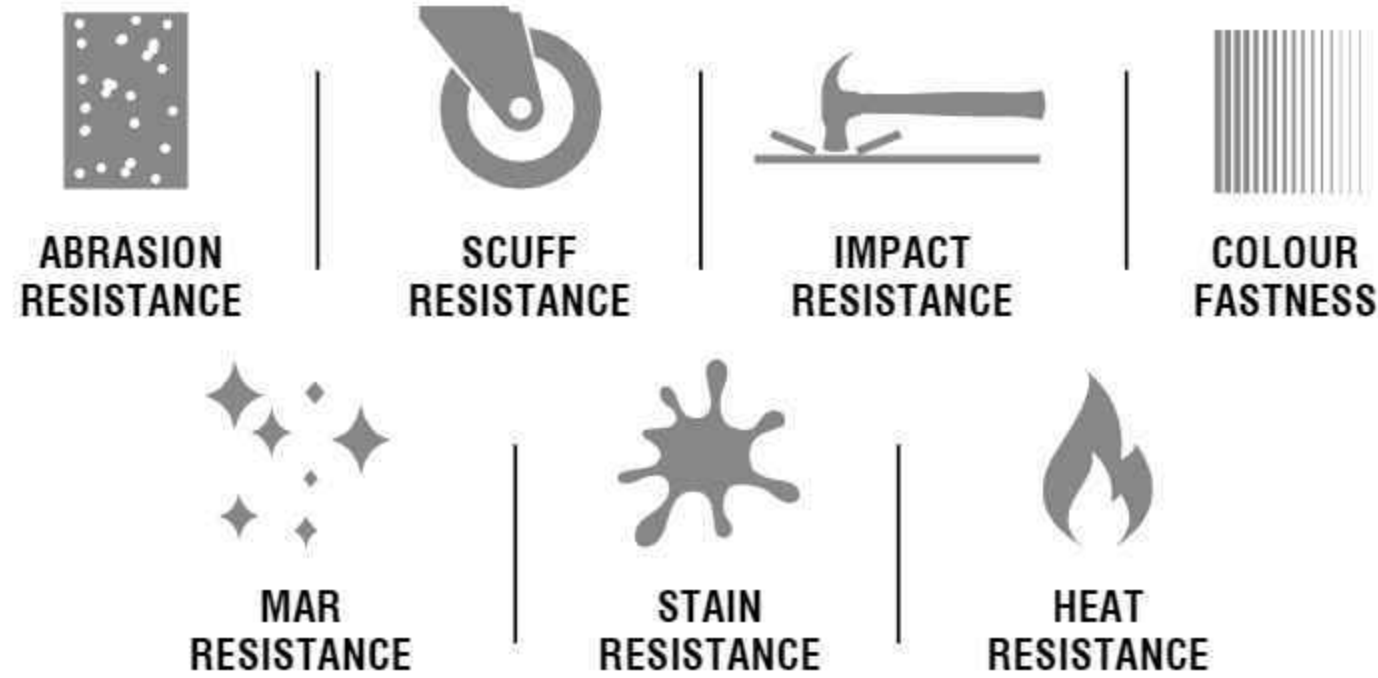
Now get the benefits of all allied products with the ease of laminates.

ACRYLO ADVANTAGES

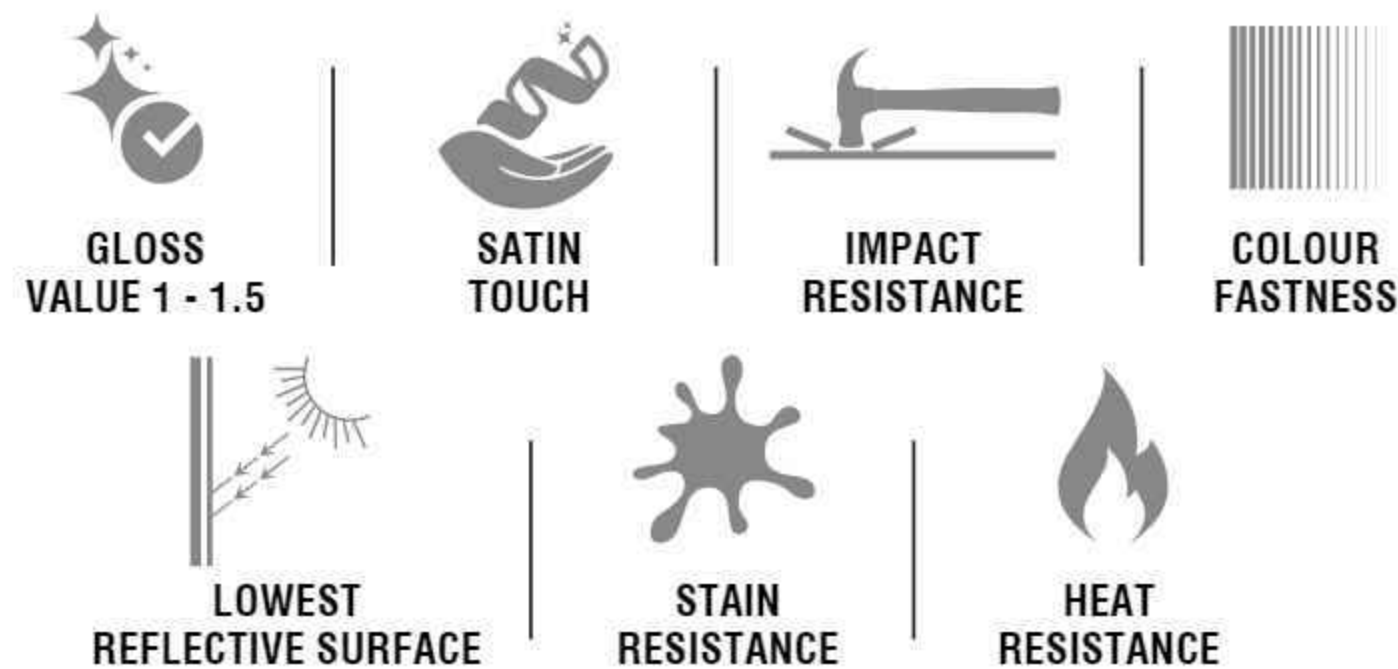
1.25MM THICKNESS | EUROPEAN DESIGNS | EASY MAINTENANCE

CHOICE OF FINISH
PREMIUM GLOSS | ULTRA MATTE

ADVANTAGES OF PREMIUM GLOSS




ADVANTAGES OF ULTRA MATTE



For every beautiful Acrylo Laminate, there is a matching Edgeband available from REHAU & E3.
All Acrylo range designs are also available in 1mm.

ACRYLO PASTELS

CENTURYLAMINATES®



MATCHING REHAU EDGEBAND - 112344*



MATCHING REHAU EDGEBAND - 112344*

*All REHAU Edgeband available in 3 finishes - Super High Gloss, High Gloss+ & Matte. Check out Edgeband Index for more details.

NEW

ROSE PINK 152 UM



MATCHING REHAU EDGE BAND - 112345*



NEW

ROSE PINK 152 LU



MATCHING REHAU EDGE BAND - 112345*



*All REHAU Edgoband available in 3 finishes - Super High Gloss, High Gloss+ & Matte. Checkout Edgoband Index for more details.



NEW

FLINT 3246 UM



MATCHING REHAU EDGE BAND - 112346*



NEW

FLINT 3246 LU



MATCHING REHAU EDGE BAND - 112346*



NEW

ARCTIC BLUE 3245 LU



MATCHING REHAU EDGE BAND - 112340*



NEW

ARCTIC BLUE 3245 UM



MATCHING REHAU EDGE BAND - 112340*



*All REHAU Edgoband available in 3 finishes - Super High Gloss, High Gloss+ & Matte. Checkout Edgoband Index for more details.




MATCHING REHAU EDGE BAND - 112339*



MATCHING REHAU EDGE BAND - 112339*



MATCHING REHAU EDGE BAND - 112342*



MATCHING REHAU EDGE BAND - 112342*



*All REHAU Edgoband available in 3 finishes - Super High Gloss, High Gloss+ & Matte. Checkout Edgoband Index for more details.



NEW BRAZILIAN SAND 168 UM



MATCHING REHAU EDGE BAND - 112343*


NEW BRAZILIAN SAND 168 LU



MATCHING REHAU EDGE BAND - 112343*

*All REHAU Edgoband available in 3 finishes - Super High Gloss, High Gloss+ & Matte. Checkout Edgoband Index for more details.

NEW GIZA TRIANGLE 4942 UM ○ ↑



MATCHING REHAU EDGE BAND - 112351*



NEW GIZA TRIANGLE 4942 LU ○ ↑



MATCHING REHAU EDGE BAND - 112351*



↑ Vertical application only

*All REHAU Edgoband available in 3 finishes - Super High Gloss, High Gloss+ & Matte. Checkout Edgoband Index for more details.



NEW CAIRO TRIANGLE 4941 UM ○ ↑



MATCHING REHAU EDGE BAND - 112350*



NEW CAIRO TRIANGLE 4941 LU ○ ↑



MATCHING REHAU EDGE BAND - 112350*



NEW LUXOR TRIANGLE 4943 LU ○ ↑



MATCHING REHAU EDGE BAND - 112352*



↑ Vertical application only

*All REHAU Edgoband available in 3 finishes - Super High Gloss, High Gloss+ & Matte. Checkout Edgoband Index for more details.

NEW LUXOR TRIANGLE 4943 UM ○ ↑



MATCHING REHAU EDGE BAND - 112352*



LUCIDA

glam up your spaces!

Who could have thought our interiors can look like a stunner? With our range of glossiest **Lucida** Laminates, it is time to turn heads. Lucida Laminates require less maintenance and come with a mirror-like finish. Drape your furniture in Lucida to not only reflect your personality but also showcase your style. No wonder your guests will go gaga over it.



GLOSSIEST LAMINATES

LONGEST LASTING GLOSS



Scuff Resistance



Mar Resistance



Abrasion Resistance



Colour Fastness



Stain Resistance



Wide Range



Impact Resistance



Heat Resistance



Matching Edge Bands

LUCIDA®

Are you looking for better functionality to complement the superior aesthetics of laminates for your home as well as the office? Lucida Premium Gloss laminates are tailor-made to suit your every need. With these decorative laminates, fashion out your kitchen wardrobes, table tops, and also have your walls and furniture look like wood, marble or stone.

Sturdy and stylish, the Lucida range brings a mirror-like shine to your space, lasts longer, and has many safety features such as being highly scuff and abrasion resistant, to name a few.

LUCIDA ADVANTAGES



GLOSSIEST LAMINATES



LONGEST LASTING GLOSS



LUCIDA APPLICATIONS

Lucida can be used in the Kitchen, Reception, Conference Room, Restaurant, Retail Showroom, Kid's Room, Dining Room, Living Room, Bar Counter, etc.

For every beautiful Lucida Laminate, there is a matching Edgeband available from REHAU & E3.

LUCIDA GLITTERS

SUNRISE GLACIER 3922 LU ◯ †




MATCHING REHAU EDGEBAND - 779P*

NEW SHELL GLACIER 4913 LU ◯ †



MATCHING REHAU EDGEBAND - 1066P*

SNOW GLACIER 3917 LU ◯ †




MATCHING REHAU EDGEBAND - 784P*



† Vertical application only

*All REHAU Edgeband available in 3 finishes - Super High Gloss, High Gloss+ & Matte. Check out Edgeband Index for more details.

SILVER GLACIER 3918 LU ○ †



MATCHING REHAU EDGE BAND - 080P*



NEW

PEARL GLACIER 4911 LU ○ †



MATCHING REHAU EDGE BAND - 1009P*



GOLDEN GLACIER 3919 LU ○ †



MATCHING REHAU EDGE BAND - 781P*



NEW

SAND GLACIER 4912 LU ○ †



MATCHING REHAU EDGE BAND - 1070P*



† Vertical application only

*All REHAU Edgeband available in 3 finishes - Super High Gloss, High Gloss+ & Matte. Check out Edgeband Index for more details.

COPPER EICHE 3965 LU ○ †



MATCHING REHAU EDGE BAND - 1054P*



† Vertical application only

*All REHAU Edgeband available in 3 finishes - Super High Gloss, High Gloss+ & Matte. Check out Edgeband Index for more details.



NEW

CREAM EICHE 3964 LU ○ †



MATCHING REHAU EDGE BAND - 1055P*



NEW

GREY EICHE 3966 LU ○ †



MATCHING REHAU EDGE BAND - 1056P*



† Vertical application only

*All REHAU Edgeband available in 3 finishes - Super High Gloss, High Gloss+ & Matte. Checkout Edgeband Index for more details.

ESPERANTO 3921 LU ○ †



MATCHING REHAU EDGE BAND - 777P*



LAPIS AZUL 3835 LU



MATCHING REHAU EDGE BAND - 549P*



SHOREA MAHOGANY 3961 LU ○ †



MATCHING REHAU EDGE BAND - 780P*



† Vertical application only

*All REHAU Edgeband available in 3 finishes - Super High Gloss, High Gloss+ & Matte. Checkout Edgeband Index for more details.

MAYAPIS MAHOGANY 3963 LU ○ †



MATCHING REHAU EDGE BAND - 778P*



† Vertical application only

*All REHAU Edgeband available in 3 finishes - Super High Gloss, High Gloss+ & Matte. Checkout Edgeband Index for more details.

ALMON MAHOGANY 3962 LU ○ †



MATCHING REHAU EDGE BAND - 783P*



† Vertical application only

*All REHAU Edgeband available in 3 finishes - Super High Gloss, High Gloss+ & Matte. Checkout Edgeband Index for more details.

PEACH PINK 161 LU



MATCHING REHAU EDGE BAND - 75623*

HOT PINK 90155 LU




MATCHING REHAU EDGE BAND - 75600*

DUSK PURPLE 169 LU



MATCHING REHAU EDGE BAND - 112035*

SATIN BLUE 241 LU



MATCHING REHAU EDGE BAND - 112038*

PASTEL BLUE 3244 LU



MATCHING REHAU EDGE BAND - 112073*



DAWN BLUE 259 LU



MATCHING REHAU EDGE BAND - 112037*

NAVY BLUE 249 LU



MATCHING REHAU EDGE BAND - 112040*

BLOOD RED 194 LU



MATCHING REHAU EDGE BAND - 75717*

VINTAGE BURGUNDY 181 LU



MATCHING REHAU EDGE BAND - 75619*



OLIVE GREEN 3271 LU



MATCHING REHAU EDGE BAND - 110211*



LIME GREEN 275 LU



MATCHING REHAU EDGE BAND - 110240*



DREAM GREEN 288 LU



MATCHING REHAU EDGE BAND - 110241*




LAVENDER 261 LU



MATCHING REHAU EDGE BAND - 112038*



PURPLE 267 LU



MATCHING REHAU EDGE BAND - 110144*




EQUINOX YELLOW 209 LU



MATCHING REHAU EDGE BAND - 110239*



GLAZE YELLOW 208 LU



MATCHING REHAU EDGE BAND - 112034*



SUN BLOOM 206 LU



MATCHING REHAU EDGE BAND - 75743*



LIGHT ORANGE 212 LU



MATCHING REHAU EDGE BAND - 75608*



ANTIQUE VIOLET 266 LU



MATCHING REHAU EDGE BAND - 110236*



DARKISH PURPLE 265 LU



MATCHING REHAU EDGE BAND - 110235*



LIGHT BROWN 171 LU



MATCHING REHAU EDGE BAND - 75635*

CHOCOLATE 174 LU



MATCHING REHAU EDGE BAND - 75738*



SNOW WHITE 107 LU



MATCHING REHAU EDGE BAND - 75637*

DESIGNER WHITE 109 LU



MATCHING REHAU EDGE BAND - 110166*

OFF WHITE 108 LU



MATCHING REHAU EDGE BAND - 110158*

SILVER GREY 225 LU



MATCHING REHAU EDGE BAND - 75703*

BEIGE 163 LU



MATCHING REHAU EDGE BAND - 75622*

TAUPE 158 LU




MATCHING REHAU EDGE BAND - 110163*

ALMOND IVORY 127 LU




MATCHING REHAU EDGE BAND - 75713*

GRAPHITE GREY 238 LU



MATCHING REHAU EDGE BAND - 75745*

BLACK 293 LU



MATCHING REHAU EDGE BAND - 75712*



NATURAL OLIVE 788 LU



MATCHING REHAU EDGE BAND - 542P*



ZEBRA WOOD 787 LU



MATCHING REHAU EDGE BAND - 226P*



CHENE 704 LU



MATCHING REHAU EDGE BAND - 541P*



RENOIR'S EBONY 3437 LU



MATCHING REHAU EDGE BAND - 538P*



† Vertical application only

*All REHAU Edgeband available in 3 finishes - Super High Gloss, High Gloss+ & Matte. Check out Edgeband Index for more details.

CRANVILLE ELM 3755 LU



MATCHING REHAU EDGE BAND - 537P*



BERTIE ELM 3757 LU



MATCHING REHAU EDGE BAND - 543P*



CORDIA ZERICOTE 689 LU



MATCHING REHAU EDGE BAND - 540P*



† Vertical application only

*All REHAU Edgeband available in 3 finishes - Super High Gloss, High Gloss+ & Matte. Check out Edgeband Index for more details.

NOCE ALTEA 3939 LU ○ †



MATCHING REHAU EDGEBOARD - 545P*

ISARD 647 LU



MATCHING REHAU EDGEBOARD - 544P*

SUKUPIRA PRADO 639 LU



MATCHING REHAU EDGEBOARD - 142P*



RECYCLED TEAK 462 LU



MATCHING REHAU EDGEBOARD - 408P*

WARHÖL'S WILLOW 559 LU



MATCHING REHAU EDGEBOARD - 331P*

THAR DESERT 774 LU



MATCHING REHAU EDGEBOARD - 408P*

CEZAMME'S OAK 4389 LU



MATCHING REHAU EDGEBOARD - 337P*

NYANA TEAK 464 LU



MATCHING REHAU EDGEBOARD - 003P*



SÄPELI 541 LU



MATCHING REHAU EDGEBOARD - 178P*

† Vertical application only

*All REHAU Edgeband available in 3 finishes - Super High Gloss, High Gloss+ & Matte. Check out Edgeband Index for more details.

*All REHAU Edgeband available in 3 finishes - Super High Gloss, High Gloss+ & Matte. Check out Edgeband Index for more details.

**VENEER
 COLLECTION**

touch.
 feel.
 experience.

**RICH AND
 EARTHY LOOK**

**VENEER-LIKE
 FINISH**



BOLIVIAN WALNUT 4519 KM, **INDIANA HICKORY** 4517 KM

Give a natural, sensuous look to the spaces where you like to chill out. Our **Veneer Collection** offers earthy textures that you'll love to touch and feel its natural design. About time you brought in the great outdoors, by making your interiors warm and inviting.



Colour Fastness



Natural Feel




Bark of a Tree Look



Easy to Clean



ISEDA ASH 2592 NP ▲



NARAVA ASH 2594 NP ▲



PIRODA ASH 2595 NP ▲



NATURE ASH 2593 NP ▲



CHIKHALI ASH 2591 NP ▲





CHIKHALI WALNUT 2416 NP ▲



NATURE WALNUT 2417 NP ▲



ISEDA OAK 2388 NP ▲



CHIKHALI OAK 2386 NP ▲



NEW

BOLIVIAN WALNUT 4519 KM ▲



INDIANA HICKORY 4517 KM ▲

JACKSON HICKORY 4516 KM ▲



VAN NEFIS WALNUT 4506 KM ▲



PIDE NEFIS WALNUT 4505 KM ▲



CLASSIC WALNUT 421 KM ▲



TYROL PINE 3531 KM ▲



SIAM TEAK 444 KM ▲



BLACK MARBLE 3895 SI

SILK TUFF



FEATHER TOUCH

SILKY MATTE

feel the silk



Feather Touch



Easy to Clean



Matching Edge Bands



Reflective Surface




Nano Technology Hygienio-Silver

Add a timeless elegance to your interiors. Bask in the European aura of our **Silk Tuff** range. Available in silky matte finish, it looks solid and offers an impeccable finish. It is the perfect match of beauty and durability.

NEW

OLIVE GREEN 3271 SI ▲



MATCHING REHAU EDGE BAND - 110211*



SNOW WHITE 107 SI ▲



MATCHING REHAU EDGE BAND - 75637*



BLACK 293 SI ▲



MATCHING REHAU EDGE BAND - 75712*



NEW

PASTEL BLUE 3244 SI ▲



MATCHING REHAU EDGE BAND - 112073*



OFF WHITE 108 SI ▲



MATCHING REHAU EDGE BAND - 112031*



SILVER GREY 225 SI ▲



MATCHING REHAU EDGE BAND - 75703*




ALMOND IVORY 127 SI ▲



MATCHING REHAU EDGE BAND - 112032*



DESIGNER WHITE 109 SI ▲



MATCHING REHAU EDGE BAND - 110106*



GRAPHITE GREY 238 SI ▲



MATCHING REHAU EDGE BAND - 75745*





SAGRADA MARBLE 3852 SI ▲



MATCHING REHAU EDGE BAND - 782P*



GOthic MARBLE 3853 SI ▲



MATCHING REHAU EDGE BAND - 526P*



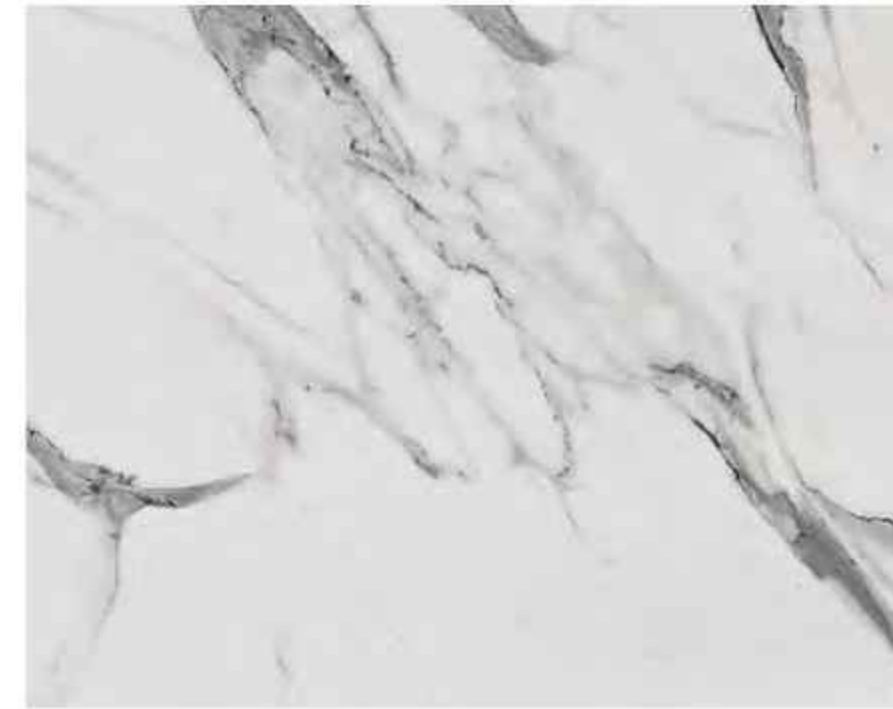
SIERRA MARBLE 3854 SI ▲



MATCHING REHAU EDGE BAND - 776P*



WHITE MARBLE 3846 SI ▲



MATCHING REHAU EDGE BAND - 600P*



BLACK MARBLE 3895 SI ▲



MATCHING REHAU EDGE BAND - 753P*



HARLEY REYRA 94846 SI ▲ ○



MATCHING REHAU EDGE BAND - 816P*



NEW

SERRA STONE 4829 SI ▲



MATCHING REHAU EDGE BAND - 1057P*



SILK TUFF WOODGRAINS

NEW GREY EICHE 3966 SI ▲ ○ †



MATCHING REHAU EDGE BAND - 1056P*

NEW CREAM EICHE 3964 SI ▲ ○ †



MATCHING REHAU EDGE BAND - 1055P*

NEW COPPER EICHE 3965 SI ▲ ○ †



MATCHING REHAU EDGE BAND - 1054P*

BRIO ZERICOTE 3688 SI ▲



MATCHING REHAU EDGE BAND - 540P*

NEW CORDIA ZERICOTE 689 SI ▲



MATCHING REHAU EDGE BAND - 540P*

SILK TUFF WOODGRAINS

NEW BERGER WALNUT 93415 SI ○ ▲



MATCHING REHAU EDGE BAND - 893P*

NEW GAUGUIN WALNUT 4501 SI ▲



MATCHING REHAU EDGE BAND - 139P*



NEW GRANADA OLIVE 4789 SI ▲



MATCHING REHAU EDGE BAND - 256P*

NEW TYROL PINE 3531 SI ▲



MATCHING REHAU EDGE BAND - 903P*

† Vertical application only

*All REHAU Edgeband available in 3 finishes - Super High Gloss, High Gloss+ & Matte. Check out Edgeband Index for more details.

*All REHAU Edgeband available in 3 finishes - Super High Gloss, High Gloss+ & Matte. Check out Edgeband Index for more details.

tease the eyes,
with textures.

Flaunt a style that's more than what meets the eyes. With our **Texture** laminates, give your interiors a three-dimensional feel. Be it fresh louvers, soft leather, stone finish or natural wooden depth – they make your spaces stand out.

BLACK 293 LV, BRAZILIAN SAND 168 LV

TEXTURE

THREE-
DIMENSIONAL
FEEL

PREMIUM
TEXTURES




NEW FLINT 3246 LV ▲



NEW ARCTIC BLUE 3245 LV ▲



NEW ROSE PINK 152 LV ▲



NEW FROSTY WHITE 111 LV ▲



NEW BLACK 293 LV ▲



NEW BRAZILIAN SAND 168 LV ▲





NEW SAGRADA MARBLE 3852 LV ▲

NEW HARLEY REYRA 94846 LV ▲ ○





NEW WHITE MARBLE 3846 HG



MATCHING REHAU EDGE BAND - 600P*



NEW BLACK MARBLE 3895 HG



MATCHING REHAU EDGE BAND - 753P*



GREY CASPIO 3925 HG ↑



MATCHING REHAU EDGE BAND - 1058P*



SILVER CASPIO 3926 HG ↑



MATCHING REHAU EDGE BAND - 1059P*




SAGRADA MARBLE 3852 HG



MATCHING REHAU EDGE BAND - 782P*



GOthic MARBLE 3853 HG



MATCHING REHAU EDGE BAND - 526P*



SIERRA MARBLE 3854 HG




MATCHING REHAU EDGE BAND - 776P*



↑ Vertical application only

*All REHAU Edgeband available in 3 finishes - Super High Gloss, High Gloss+ & Matte. Check out Edgeband Index for more details.


TULA BRASS 4869 HG



MATCHING REHAU EDGE BAND - 1000P*




TULA GOLD 4868 HG



MATCHING REHAU EDGE BAND - 1001P*



TULA SILVER 4867 HG



MATCHING REHAU EDGE BAND - 1002P*



CANYAN APPLE 745 HG



MATCHING REHAU EDGE BAND - 1003P*



SAMOA TEAK 456 HG



MATCHING REHAU EDGE BAND - 840P*



KERNEL WALNUT 4526 HG



MATCHING REHAU EDGE BAND - 351P*



DIAMANA OAK 4659 HG



MATCHING REHAU EDGE BAND - 1004P*



DECO WALNUT DARK BROWN 3418 HG



MATCHING REHAU EDGE BAND - 920P*

URBAN TEAK 449 HG



MATCHING REHAU EDGE BAND - 058P*

ERMANNO WALNUT 424 HG



MATCHING REHAU EDGE BAND - 397P*

PYRUS OSCURO 3408 HG



MATCHING REHAU EDGE BAND - 1005P*



BLUIISH GREY 234 HG



MATCHING REHAU EDGE BAND - 333008-008*

BRUSH METAL 904 HG



MATCHING REHAU EDGE BAND - 333008-05*



NEW CAMEL 178 HG



MATCHING REHAU EDGE BAND - 112348*

CERAMIC 157 HG



MATCHING REHAU EDGE BAND - 112042*

MADDY MUSHROOM 172 HG



MATCHING REHAU EDGE BAND - 112270*

* Vertical application only

*All REHAU Edgeband available in 3 finishes - Super High Gloss, High Gloss+ & Matte. Check out Edgeband Index for more details.

NEW CONCRETE GREY 3233 HG



MATCHING REHAU EDGE BAND - 112341*

NEW CLASSIC ORANGE 217 HG



MATCHING REHAU EDGE BAND - 75517*

NEW SERRA STONE 4829 HG



MATCHING REHAU EDGE BAND - 10579*




FROSTY WHITE 111 HG



MATCHING REHAU EDGE BAND - 114000*

BLUE BLUSH 3241 HG



MATCHING REHAU EDGE BAND - 112349*



DECO WALNUT LIGHT BROWN 3419 V0 ▲



NEW ANDEAN WALNUT 4405 V0 ▲



DECO WALNUT DARK BROWN 3418 V0 ▲



FROSTY WHITE 111 V0 ▲



NEW MARINE WALNUT 657 V0 ▲



NEW SOFIA OAK 4935 V0 ▲ ○ ↑



APPLEWOOD LIGHT 3741 V0 ▲



APPLEWOOD DARK 3742 V0 ▲



↑ Vertical application only




NEW PERSIAN WALNUT 4518 E0 ▲



RECLAIMED WALNUT 419 E0 ▲



BRIO ZERICOTE 3688 E0 ▲






NEW TYROL PINE 3531 E0 ▲



NEW NATURAL OAK 3397 E0 ▲



NEW DAKOTA CODOAK 4396 E0 ▲



NEW BORAS ASH 609 E0 ▲



SHIMO ASH 4594 AT ▲

ARIZONA OAK 4648 AT ▲





NEW SOFIA OAK 4935 MO ▲ ○ ↑



NEW SAVA OAK 4936 MO ▲ ○ ↑



URBAN TEAK 449 MO ▲



NEW NYANA TEAK 464 MO ▲



↑ Vertical application only

MAGIC BEANS 859 CR ▲



CLARO MAPLE 3342 CR ▲



NEW BOLIVIAN WALNUT 4519 CR ▲



PYRUS OSCURO 3408 CR ▲



NEW URBAN TEAK 449 CR ▲



SAMOA TEAK 456 CR ▲






TAUPE 158 UL ▲



NEW GOTHC GREY 224 UL ▲



NEW BEIGE 163 UL ▲



NEW LIGHT BROWN 171 UL ▲



NEW IVORY 121 UL ▲



NEW CHOCOLATE 174 UL ▲



NEW FROSTY WHITE 111 UL ▲



NEW BLACK 293 UL ▲




AUTUMN GRADIENT 3806 AL ▲




SUMMER GRADIENT 3808 AL ▲



SPRING GRADIENT 3805 AL ▲



WINTER GRADIENT 3807 AL ▲



STOMY GLACIER 913 AL ▲ ○ †



NEW


SERRA STONE 4829 AL ▲



SUNRISE GLACIER 3922 AL ▲ ○ †



FROSTY WHITE 111 AL ▲



LUMLERE GLACIER 912 AL ▲ ○ †



ERMANNO WALNUT 424 PK ▲



FROSTY WHITE 111 PK ▲



FROSTY WHITE 111 L0 ▲



BLACK 293 L0 ▲




CORAL 90196 L0 ▲ ○



CREAM SHIMMER 961 L0 ▲ ○ †



COPPER SHIMMER 963 L0 ▲ ○ †



† Vertical application only

BLACK 293 PS ▲



FROSTY WHITE 111 PS ▲



AFRICAN OAK NOIR 3743 PS ▲



WHITE BIRCH 3512 PS ▲




GAUGUIN WALNUT 4501 LH ▲



EUGELE WALNUT 4502 LH ▲



CREAM SHIMMER 961 IP ▲○↑



COPPER SHIMMER 963 IP ▲○↑



SNOW HAKONE 3913 IP ▲○↑



TWILIGHT HAKONE 3914 IP ▲○↑



SKY HAKONE 3916 IP ▲○↑





GAUGUIN WALNUT 4501 NH ▲



EUGELE WALNUT 4502 NH ▲



AMERIS OAK 94671 NH ▲○




SADDLE OAK 94672 NH ▲○



BERGER WALNUT 93415 NH ▲○

CORDIA ZERICOTE 689 NH ▲



ERMANNOWALNUT 424 N ▲



FROSTY WHITE 111 N ▲



SAPELI 541 N ▲



NICEWOOD 712 N ▲



QUITEWOOD 686 N ▲



LEPING WALNUT 4527 N ▲



NEW

DECO WALNUT DARK BROWN 3418 WK ▲



SAMOA TEAK 456 WK ▲



SAPELI 541 WK ▲




FROSTY WHITE 111 WK ▲



SAGRADA MARBLE 3852 SL ▲



GOTHIC MARBLE 3853 SL ▲




BARK STONE 3836 SL ▲






TWIST WEAVE 4858 TS ▲



ELITE WEAVE 4856 TS ▲



ANCIENT WEAVE 4857 TS ▲




NEO TEXTILE 973 TS ▲ ○ ↑



FROSTY WHITE 111 TS ▲



MAGIC BEANS 859 TS ▲



↑ Vertical application only



COPPER SHIMMER 963 TS ▲ ○ ↑



GOLDEN SHIMMER 962 TS ▲ ○ ↑



CREAM SHIMMER 961 TS ▲ ○ ↑



GREY SHIMMER 964 TS ▲ ○ ↑



RAW SILK CRÈME 987 LN ▲ ○ ↑



ELITE WEAVE 4856 LN ▲



TWIST WEAVE 4858 LN ▲



RAW SILK COPPER 988 LN ▲ ○ ↑



SILVER BRUSH 1001 BR ▲ ↑



COMBINATIONS

READYMADE
COMBOS

PERFECTLY
CO-ORDINATED



PIDE NEFIS WALNUT 4505, VAN NEFIS WALNUT 4506

pair without a care, stand out in style.

Make a statement with laminates that make a difference when they come together. Our **Combinations** range perfectly matches colours and designs. Available off-the-shelf, you can never go wrong with these timeless classics.



NEW SOFIA OAK 4935



NEW SAVA OAK 4936



NEW PERSIAN WALNUT 4518



NEW ANDEAN WALNUT 4405



NEW ES SILD NATURAL OAK 4682



NEW BUNRATTY OAK 4683



NEW ARIZONA WALNUT 4406



↑ Vertical application only

INDIANA HICKORY 4517



JACKSON HICKORY 4516



ISTANBUL WALNUT 4513



OTTOMAN WALNUT 4515



HECTOR BUBINGA 703



VECTOR BUBINGA 702



PETALWOOD BOOKMATCH 498



ROSEWOOD BOOKMATCH 497





NEW SLICE OAK 3678



NEW FLOCON OAK 3677



NEW FLAKE OAK 3676



OAKWOOD CREAM 3394



OAKWOOD GREY 3393



AMERIS OAK 94671 O




SADDLE OAK 94672 O






CORDIA ZERICOTE 689



STRAUSS WALNUT 93414



BERGER WALNUT 93415





CRANVILLE ELM 3755



BERTIE ELM 3757



MALAGA OLIVE 3789



SEVILLA OLIVE 3788



ENCANTO BROWNISH OAK 4392



ENCANTO CREAMISH OAK 4393



GRANADA OLIVE 4789



COMBINATIONS

EASTEM OAK 3663



CHESTNUT OAK 3665



MASSONS PINE 4537



HORSETAIL PINE 4538



COMBINATIONS

NAMBIA OAK 4664



SILVER WENGE 4952



TOKYO WENGE 4953



↑ Vertical application only

COMBINATIONS



BALTIC ASH 608



NEXO ASH 606



BORNHOLM ASH 607



COMBINATIONS

BETULA WOOD 729



OSTRYA WOOD 727



NAGEIA WOOD 728



COMBINATIONS



① KERNEL WALNUT 4526



DOVER WALNUT 4525



① DERBY WALNUT 4524



COMBINATIONS

① QUITE WOOD 686



FAIRY WOOD 687



PRETTY WOOD 688



COMBINATIONS

MARINA OAK 4657



BAHIA OAK 4658



COMBINATIONS

VICTOR WALNUT 4521



PEMENANG WALNUT 4523



SILVER MAHOGANY 966 ○ ↑



GREY MAHOGANY 967 ○ ↑



WHITE BIRCH 3512



SEA BIRCH 3513



NEW

HERRING 4877



NEW

CHEVRON 4876



NEW

TWILL 4878



WALNUT PLANK 4512

ALMOND PLANK 4511



GRAFFITI 4821



COMBINATIONS

NEW

SWISS CEDAR 554



NEW

BELGIAN CEDAR 555



COMBINATIONS



PATINA SABI 4827

WABI SABI 4826




SATORI SABI 4828





COMBINATIONS

PUNTO MIRO 3871



TOHU MIRO 3872



BRINK OAK 4395



VERGE OAK 4394



COMBINATIONS

MONTANA BLOCKWOOD 3672



HELENA BLOCKWOOD 3673




COMBINATIONS



GOLDEN BUTTE 927 ◯ ↑



SILVER BUTTE 926 ◯ ↑



BRONZE BUTTE 928 ◯ ↑



GRAVA MARS 922 ◯ ↑



↑ Vertical application only

COMBINATIONS

GOLDEN SHIMMER 962 ◯ ↑



GREY SHIMMER 964 ◯ ↑



CREAM SHIMMER 961 ◯ ↑



COPPER SHIMMER 963 ◯ ↑



↑ Vertical application only

COMBINATIONS



JARDIN PINE 3484



BARBEGAL PINE 3486



CARMARGUE PINE 3485



DIAMANA OAK 4659



COMBINATIONS

AHIGAL WALNUT 3958 ↑



CORIA WALNUT 3957 ↑



ALOVEN PINE 4531



GRIEG PINE 4532



↑ Vertical application only

COMBINATIONS

WALNUT WIGGY 4426



ARTISAN OAK 4398



AFRICAN OAK NOIR 3743



AFRICAN OAK CLAIR 3744



COMBINATIONS

DAKOTA CODOAK 4396



DAKOTA HAMOAK 4397



COMBINATIONS

① PIDE NEFIS WALNUT 4505



② VAN NEFIS WALNUT 4506



③ TAN NEFIS WALNUT 4507



COMBINATIONS

KOTOGEM SILVER 3955 ○ ↑



④ KOTOGEM GREY 3953 ○ ↑



COMBINATIONS



VERMONT MAPLE 3341



CLARO MAPLE 3342



TRIESTE MAPLE 3343



COMBINATIONS

SHIMO ASH 4594



NATURAL OAK 3397



GABON WENGE 3795



COMBINATIONS



BAVARIAN ASH BEIGE 3592

BAVARIAN ASH NEUTRAL 3591



BAVARIAN ASH GREY 3594




COMBINATIONS



MALMO WALNUT CREAM 3416



LINFA ASH 4599



MALMO WALNUT BROWN 3417




COMBINATIONS



DECO WALNUT DARK BROWN 3418

DECO WALNUT LIGHT BROWN 3419



COMBINATIONS

BOLIVIAN WALNUT 4519

SAPWOOD WALNUT DARK BROWN 3425



touchwood, it'll look good!

A look as rich as wood. A style as beautiful as nature. Our **Woodgrains** collection turns every corner of your home into a gorgeous piece of art.

Go ahead. Get the richness of woodgrains without the hassle of polishing. And, style your home in a royal way.



WOODGRAINS

NATURAL
BEAUTY

EASY TO
MAINTAIN

WOODGRAINS PINE



TYROL PINE 3531



HILAND PINE 531



WOODGRAINS OAK



WILMINGTON OAK 93669



BEDFORD OAK 93668



BALTIC PINE 529



ARABIAN RECON PINE 90695



COLORADO PINE 489



BURLINGTON OAK 94668



GREY OAK 94669



PARIA OAK 3674



OAK NOMADA 3639



WHITE OAK 394



OAK VALLEY ROUGE 3649



DEGAS'S OAK 4643



FUSION MAPLE 525



THANSUE MAPLE 357



WENGE 791



WHITE WENGE 4791



MAHOGANY 468



SAPELI 541



BODENSEE BEECH 303



CHERRY BEECH 321



BAVARIAN BEECH 311



NICEWOOD 712





NYANA ROSE 494



ZEBRA WOOD 787







PURE ACACIA 708



SMOKE ACACIA 709



ACACIA 706



MOLDAU ACACIA 3707



OXFORD CHERRY 3376



CHERRY 3375



BRONCANTO CHERRY 3968



AMBER CHERRY 466



SWISS ELM 94747



BERN ELM 3762



APPLEWOOD LIGHT 3741



APPLEWOOD DARK 3742



ANEGRE 3362



PYRUS OSCURO 3408




NEW BORAS ASH 609



CHENE 704



OAK CHENE 3947 



RUBBER WOOD 714



NEW BEST SELLER

HASTINGS SANDALWOOD 738



NEW BEST SELLER

WILD PEAR 403



FABRICS

UNIQUE
DESIGNS
TRENDSETTERS

spice up your spaces
with fabrics.

FABRICS

TWIST WEAVE 4858



ELITE WEAVE 4856



ANCIENT WEAVE 4857



GENIAL WEAVE 4855



BRILLIANT WEAVE 4854




BRILA WEAVE 4861



LIGHT WEAVE 3897



NEO TEXTILES 973



MAGIC BEANS 859




TAN WEAVE 3898



BEIGE WEAVE 3899



PARIS LIDO 93876



JARDIN LIDO 93875



↑ Vertical application only

SPECIALITY
LAMINATESMONOCORE
DESIGNSSEAMLESS
LOOK

WHITE MARKER BOARD 101, STEEL GREEN CHALK BOARD 281

turn heads,
with a special look.

Fashion meets convenience. Fab-factor meets everyday usage. Our **Speciality Laminates**. An excellent choice for working spaces. Easy to maintain, this collection inspires you to explore new ways to beautify your professional world.



Easy to Clean



CenturyLaminates brings to you MonoCore


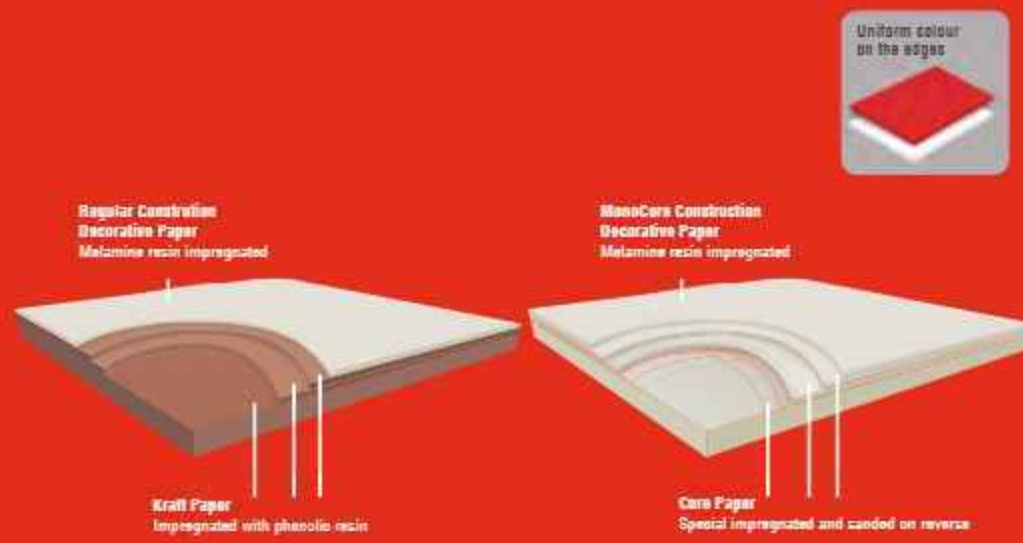
Ideal for your retail and commercial spaces, they ensure that while your interiors look sharp, the edges between two laminates are smooth.

One of the few limitations of high pressure laminates is a joint. MonoCore eliminates this concern with a range of solid colour designs which infuse the material throughout its entire thickness, removing the shadow line effect. MonoCore comes in 9 contemporary solid shades and are available in two finishes; Gloss and Suede.


CENTURYLAMINATES
MONO
CORE

Product Composition

These high quality laminates have the same colour decorative surface as the core layer, giving them a uniform look. CenturyLaminates' MonoCore is produced using a unique technology. These laminates are made of a single design paper, the reverse of which is sanded. The decorative side is treated using melamine resins, while the core paper layer is impregnated with special resin to maintain uniform colour on the edges.



All colours are available in Suede (SF) and Gloss (GL) finish. These swatches are just for colour reference. For actual colours (except 194GL and 111GL as shown here) please refer to our Solid section page.



MAGNETIC MAGMA



CHALK BOARD



STEEL GREEN CHALK BOARD 281 O



WHITE MARKER BOARD 101 O



MARKER BOARD



go bold with solids.

While looking for a makeover, choose something that breathes life into your interiors with mind-blowing colours. Presenting our **Solids collection**.






An ode to pure beauty, the Solids laminates are all about spectacular homes.

SOLIDS

NATURE
INSPIRED
PASTELS

WIDEST
RANGE





SOLIDS BRIGHT & BOLD



PINKS & REDS	PEACH PINK 151	CORAL 90196 ○	HOT PINK 90155 ○	DUSK PURPLE 159	BLOOD RED 194
	RADIANT RED 191	VINTAGE BURGUNDY 181			
SOFT VIOLETS	LAVENDER 261	PURPLE 267	DARKISH PURPLE 266		
	EQUINOX YELLOW 209	SUN BLOOM 206	GLAZE YELLOW 208	LIGHT ORANGE 212	CLASSIC ORANGE 217
YELLOW & ORANGES					
COOL BLUES	SKY BLUE 243	SATIN BLUE 241	BLUE BLUSH 3241	THISTLE BLUE 254	PASTEL BLUE 3244
	DAWN BLUE 259	BLUE 245	SWISS BLUE 257	ROYAL BLUE 247	NAVY BLUE 249
FIELD GREENS	DESERT GREEN 274	LIME GREEN 275	HAWAIIAN GREEN 287	NEW TEAL 3272	TRAFFIC GREEN 3281
	OLIVE GREEN 3271	STEEL GREEN 281			

SOLIDS NEUTRALS



HASH BROWNS	BEIGE 163	TWILIGHT BEIGE 164	CAMEL 178	LIGHT BROWN 171	MADDY MUSHROOM 172
	CHOCOLATE 174	DEEP BRONZE 177			
AIRY WHITES	BEST SELLER WHITE 101	SNOW WHITE 107	DESIGNER WHITE 109	BEST SELLER OFF WHITE 108	BEST SELLER FROSTY WHITE 111
	MYSORE IVORY 125	BEST SELLER IVORY 121	ALMOND IVORY 127	CERAMIC 167	TAUPE 158
SMOKY GREYS	ALLU GREY 228	BEST SELLER LIGHT GREY 221	MOON GREY 227	SILVER GREY 225	GREY 231
	WARM GREY 226	BLUISH GREY 234	BEST SELLER GRAPHITE GREY 238	SLATE GREY 236	BEST SELLER CONCRETE GREY 3233
MATTE RANGE	BEST SELLER BLACK 293				
	BEST SELLER WHITE 101 MT	BEST SELLER OFF WHITE 108 MT	BEST SELLER FROSTY WHITE 111 MT		

Help your laminates go a long way with simple and easy techniques that help them look good for a long time.



Here are a few simple daily procedures that will go a long way in helping you keep our laminates looking good, for years

Your decision to purchase our laminates, we assure you, will bring you years of quality performance. Their looking-after is as simple as a quick wipe with a damp cloth or sponge, though a regular wipe with a soft, dry cloth will at least ensure dust does not settle. CenturyLaminates resist muddy fingerprints, coffee spills and so much more, but if inadvertently, there are any

such unforeseen occurrences, you should know what is best suited, for the situation. Please read and follow the simple care and maintenance procedures as below, to keep our laminates looking good, for years. If you have any other specific queries, please feel free to write to us.

A look at how you can look after our Laminates



Do not place frying pans or dishes directly from the oven or cook-top on the Laminate surface. Protect the surface from heat generating appliances.



Do not use knives, keys or other sharp objects directly on the decorative surface. A chopping board or counter saver is recommended.



To clean the surface, use a damp cloth or sponge and a mild soap or detergent.



Difficult stains such as coffee or tea can be removed using a mild household cleaner or detergent and a soft-bristled brush, repeat if necessary.



Acidic or abrasive cleaners can damage Laminate surfaces; please do not use them.



Toilet cleaners contain harsh chemicals that can cause permanent damage. If spills occur; please wipe immediately, wash the surface with soapy water and rinse several times.



If a stain persists, use a paste of baking soda and water and apply with a soft-bristled brush. Light scrubbing with about 10 to 20 strokes should remove most stains. Although baking soda is a low abrasive, excessive scrubbing or exerting too much force could damage the decorative surface.



Steel wool and other abrasive pads can damage CenturyLaminates. Do not use them for cleaning and do not place steel wool pads on your counter-tops as the metal can rust and leave stains.



Hair, textile and food dyes can cause permanent stains. If any dye should happen to inadvertently spill, please wipe it immediately with a dish-washing detergent or an all-purpose cleaner.

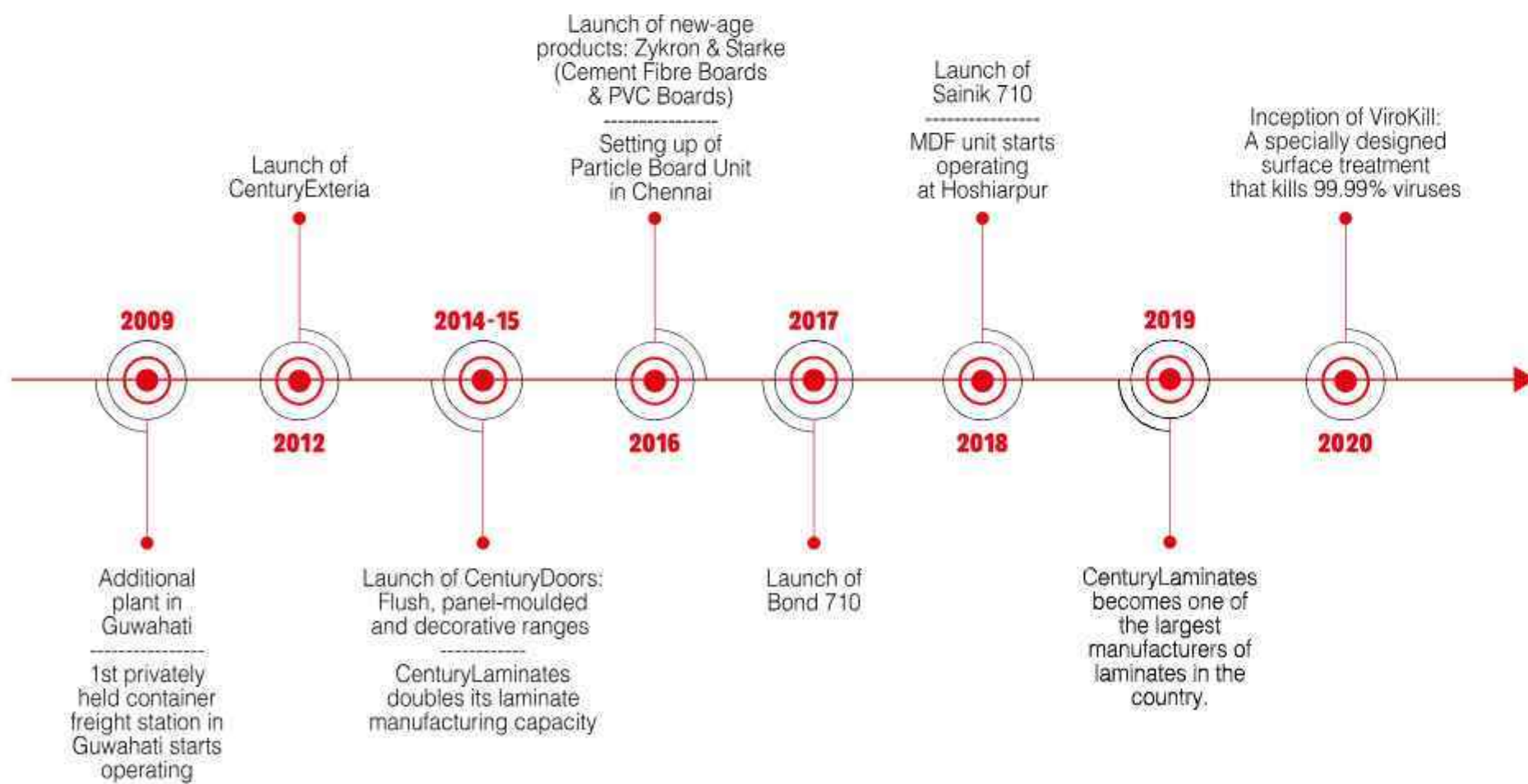
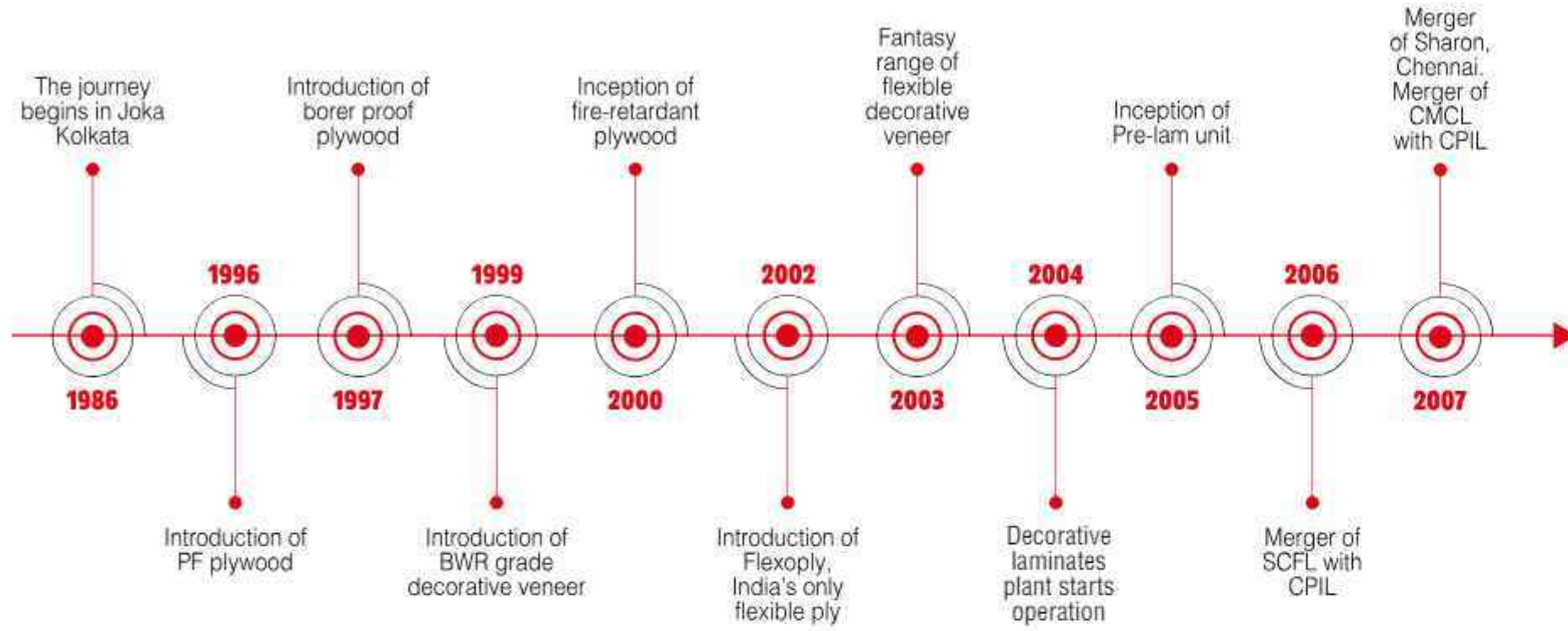
INDEX BOOKLET



LOOKBOOK

2 0 2 3

THE STORY SO FAR



Focus on the quality and innovative customer centric products solution have helped the company go from strength to strength all along its journey.

CERTIFICATIONS



10 YEARS' WARRANTY
against any manufacturing defect*

OUR STEPS TOWARDS A GREENER FUTURE



VIROKILL
Kills 99.99% Viruses



*Standard terms & conditions applicable.

DESIGN INDEX



Design Code	Design Name	New	↑	○	#	●	✓	Page No.
101	WHITE						✓	182
107	SNOW WHITE						✓	182
108	OFF WHITE						✓	182
109	DESIGNER WHITE						✓	182
111	FROSTY WHITE				#	●		182
121	IVORY				#	●	✓	182
125	MYSORE IVORY						✓	182
127	ALMOND IVORY						✓	182
146	ALMOND PINK							179
151	PEACH PINK							181
152	ROSE PINK	NEW						179
153	PUNCH	NEW						179
157	CERAMIC							182
158	TALPE						✓	182
159	DUSK PURPLE							181
161	LIGHT BEIGE						✓	180
163	BEIGE					●		182
164	TWILIGHT BEIGE							182
168	BRAZILIAN SAND	NEW						180
171	LIGHT BROWN							182
172	MADDY MUSHROOM						✓	182
174	CHOCOLATE							182
177	DEEP BRONZE							182
178	CAMEL							182
181	VINTAGE BURGUNDY						✓	181
191	RADIANT RED							181
194	BLOOD RED							181
206	SUN BLOOM							181
208	GLAZE YELLOW						✓	181
209	EQUINOX YELLOW						✓	181
212	LIGHT ORANGE							181
217	CLASSIC ORANGE							181
221	LIGHT GREY						✓	182
224	GOTHIC GREY	NEW			#	●		180
225	SILVER GREY						✓	182
226	WARM GREY						✓	182
227	MOON GREY						✓	182
228	ALLU GREY						✓	182
231	GREY						✓	182
234	BLuish GREY						✓	182
236	SLATE GREY							182
238	GRAPHITE GREY				#	●	✓	182
241	SATIN BLUE							181
243	SKY BLUE						✓	181
245	BLUE							181
247	ROYAL BLUE							181
249	NAVY BLUE						✓	181
254	THISTLE BLUE							181
257	SWISS BLUE							181
259	DAWN BLUE						✓	181
261	LAVENDER				#	●		181
265	DARKISH PURPLE							181
266	ANTIQUÉ VIOLET							180
267	PURPLE							181
274	DESERT GREEN						✓	181
275	LIME GREEN							181
276	PISTA GREEN						✓	180
281	STEEL GREEN						✓	181
287	HAWAIIAN GREEN						✓	181
288	DREAM GREEN							180
293	BLACK				#	●		182
303	BODENSEE BEECH				#	●		182
311	BAVARIAN BEECH				#	●		182
321	CHERRY BEECH						✓	182
357	THANSUE MAPLE				#	●		180
394	WHITE OAK							159
403	WILD PEAR				#	●	✓	170
419	RECLAIMED WALNUT						✓	166
421	CLASSIC WALNUT							166
424	ERMANNO WALNUT						✓	166
429	HERITAGE WALNUT							166
444	SIAM TEAK							164
446	COLET TEAK							164

Design Code	Design Name	New	↑	○	#	●	✓	Page No.
449	URBAN TEAK							163
456	SAMOA TEAK				#	●	✓	163
462	RECYCLED TEAK							164
464	NYANA TEAK						✓	163
466	AMBER CHERRY							167
468	MAHOGANY						✓	161
489	COLORADO PINE							157
494	NYANA ROSE						✓	161
497	ROSEWOOD BOOKMATCH							120
498	PETALWOOD BOOKMATCH							120
525	FUSION MAPLE							160
529	BALTIC PINE							157
531	HILAND PINE							157
541	SAPELI						✓	161
554	SWISS CEDAR	NEW						137
555	BELGIAN CEDAR	NEW						137
606	NEXO ASH							129
607	BORINHOLM ASH							129
608	BALTIC ASH							129
609	BORAS ASH	NEW						169
656	COLUMBIA WALNUT				#	●		166
657	MARINE WALNUT				#	●	✓	166
686	QUITE WOOD							132
687	FAIRY WOOD							132
688	PRETTY WOOD						✓	132
689	CORDIA ZERICOTE							123
702	VECTOR BUBINGA							119
703	HECTOR BUBINGA							119
704	CHEIE							169
706	ACACIA				#	●		167
708	PURE ACACIA							167
709	SMOKE ACACIA							167
712	NICEWOOD							161
714	RUBBER WOOD							170
727	OSTRYA WOOD							130
728	NADEIA WOOD							130
729	BETULA WOOD							130
738	HASTINGS SANDALWOOD						✓	170
787	ZEBRA WOOD						✓	161
791	WENGE							160
859	MAGIC BEANS				#	●		171
922	GRAVIA MARS		↑	○				141
926	SILVER BUTTE		↑	○				141
927	GOLDEN BUTTE		↑	○				141
928	BRONZE BUTTE		↑	○				141
951	FIGURED WALNUT		↑	○				165
961	CREAM SHIMMER		↑	○				142
962	GOLDEN SHIMMER		↑	○				142
963	COPPER SHIMMER		↑	○				142
964	GREY SHIMMER		↑	○				142
966	SILVER MAHOGANY		↑	○				133
967	GREY MAHOGANY		↑	○				133
973	NEO TEXTILES		↑	○				172
3233	CONCRETE GREY						✓	182
3241	BLUE BLUSH							181
3244	PASTEL BLUE							181
3245	ARCTIC BLUE	NEW						180
3246	FLINT	NEW						180
3271	OLIVE GREEN							181
3272	TEAL	NEW						181
3281	TRAFFIC GREEN							181
3282	SEAFOAM GREEN	NEW						180
3341	VERMONT MAPLE							149
3342	CLARO MAPLE						✓	149
3343	TRIESTE MAPLE							149
3362	AMEGRE							169
3375	CHERRY							167
3376	OXFORD CHERRY				#	●		167
3393	OAKWOOD GREY							122
3394	OAKWOOD CREAM							122
3397	NATURAL OAK							150
3408	PYRUS OSCURO						✓	169

Design Code	Design Name	New	↑	○	#	●	✓	Page No.
3416	MALMO WALNUT CREAM							152
3417	MALMO WALNUT BROWN							152
3418	DECO WALNUT DARK BROWN						✓	153
3419	DECO WALNUT LIGHT BROWN						✓	153
3425	SAPWOOD WALNUT DARK BROWN						✓	154
3454	SMOKED TEAK					●		163
3459	RAJU TEAK							164
3484	JARDIN PINE							143
3485	CARMARQUE PINE							143
3486	BARBEGAL PINE							143
3512	WHITE BIRCH							134
3513	SEA BIRCH							134
3531	TYROL PINE						✓	157
3691	BAVARIAN ASH NEUTRAL							151
3592	BAVARIAN ASH BEIGE							151
3594	BAVARIAN ASH GREY						✓	151
3639	OAK NDMADA						✓	159
3640	OAK VALLEY ROUGE							159
3663	EASTERN OAK							127
3665	CHESTNUT OAK							127
3672	MONTANA BLOCKWOOD							140
3673	HELENA BLOCKWOOD							140
3674	PARIA OAK				#	●		159
3676	FLAKE OAK	NEW						121
3677	FLOCON OAK	NEW						121
3678	SLICE OAK	NEW						121
3707	MOLDAU ACACIA				#	●		167
3741	APPLEWOOD LIGHT							168
3742	APPLEWOOD DARK							168
3743	AFRICAN OAK NOIR						✓	145
3744	AFRICAN OAK CLAIR							145
3752	BERN ELM							168
3755	CRAWVILLE ELM							125
3757	BERTIE ELM							125
3788	SEVILLA OLIVE							126
3789	MALAGA OLIVE							126
3795	GABON WENGE							150
3871	PUNTO MIRD							139
3872	TOHU MIRD							139
3887	LIGHT WEAVE	NEW						172
3898	TAN WEAVE	NEW						171
3899	BEIGE WEAVE	NEW						171
3947	OAK CHEIE		↑	○				169
3953	KOTOGEN GREY		↑	○				148
3955	KOTOGEN SILVER		↑	○				148
3957	CORIA WALNUT		↑	○				144
3958	AHIGAL WALNUT		↑	○				144
3968	BRONCANTO CHERRY		↑	○				167
4392	ENCANTO BROWNISH OAK							125
4393	ENCANTO CREAMISH OAK							125
4394	VERGE OAK							139
4395	BRINK OAK							139
4396	DAKOTA ODDOAK							146
4397	DAKOTA HAMDOK							146
4398	ARTISAN OAK							145
4405	ANDEAN WALNUT	NEW						117
4406	ARIZONA WALNUT	NEW						117
4426	WALNUT WIGGY							146
4427	CAIRO WALNUT				#	●		165
4501	GAUDUIN WALNUT							124
4502	EUGELE WALNUT							124
4503	DEGAS WALNUT							124
4505	PIDE NEFIS WALNUT							147
4506	VAN NEFIS WALNUT							147
4507	TAN NEFIS WALNUT							147
4511	ALMOND PLANK							136
4512	WALNUT PLANK							136
4513	ISTANBUL WALNUT							120

TEXTURE INDEX



Design Code	Design Name	New	↑	○	△	□	Page No.
EXCLUSIVE COLLECTION BY MANISH MALHOTRA							
1526 MI	SPRING PRIMROSE	NEW					13
1528 UM	SPRING PRIMROSE	NEW					13
1529 MI	AUTUMN PRIMROSE	NEW					13
1529 UM	AUTUMN PRIMROSE	NEW					13
1530 MI	FRENCH GERANIUM	NEW					14
1530 UM	FRENCH GERANIUM	NEW					14
1531 MI	CONGO GERANIUM	NEW					14
1531 UM	CONGO GERANIUM	NEW					14
1532 MI	MOROCCAN GERANIUM	NEW					14
1532 UM	MOROCCAN GERANIUM	NEW					14
1533 MI	ANTIQUE COROLLA	NEW					16
1533 UM	ANTIQUE COROLLA	NEW					16
1534 MI	EXOTIC COROLLA	NEW					16
1534 UM	EXOTIC COROLLA	NEW					16
1535 MI	FUJI BLOOMBERRY	NEW					15
1535 UM	FUJI BLOOMBERRY	NEW					15
1536 MI	SWISS BLOOMBERRY	NEW					15
1536 UM	SWISS BLOOMBERRY	NEW					15
1537 MI	HAWAIIAN BLOOMBERRY	NEW					15
1537 UM	HAWAIIAN BLOOMBERRY	NEW					15
1538 MI	SICILIAN ART	NEW					18
1538 UM	SICILIAN ART	NEW					18
1539 MI	ROJO ART	NEW					18
1539 UM	ROJO ART	NEW					18
1540 MI	CALACATTA ART	NEW					18
1540 UM	CALACATTA ART	NEW					18
1541 MI	LEMONGRASS FLORAL	NEW					20
1541 UM	LEMONGRASS FLORAL	NEW					20
1542 MI	SALMON FLORAL	NEW					20
1542 UM	SALMON FLORAL	NEW					20
1543 MI	LAVANTE ROYALE	NEW					12
1543 UM	LAVANTE ROYALE	NEW					12
1544 MI	LAZULITE ROYALE	NEW					12
1544 UM	LAZULITE ROYALE	NEW					12
1545 MI	INTENSE LEI	NEW					21
1545 UM	INTENSE LEI	NEW					21
1546 MI	GENTLE LEI	NEW					21
1546 UM	GENTLE LEI	NEW					21
1547 MI	TURQUOISE FIGURINE	NEW					17
1547 UM	TURQUOISE FIGURINE	NEW					17
1548 MI	UMBER FIGURINE	NEW					17
1548 UM	UMBER FIGURINE	NEW					17
1549 MI	FLORID CANVAS	NEW					22
1549 UM	FLORID CANVAS	NEW					22
1550 MI	KNIGHT GARDEN	NEW					11
1550 UM	KNIGHT GARDEN	NEW					11
1551 MI	FERN AURA	NEW					19
1551 UM	FERN AURA	NEW					19
1552 MI	GALA POPPER	NEW					19
1552 UM	GALA POPPER	NEW					19
1553 MI	EMPHATIC TAPESTRY	NEW					23
1553 UM	EMPHATIC TAPESTRY	NEW					23
1554 MI	SOOTHING TAPESTRY	NEW					23
1554 UM	SOOTHING TAPESTRY	NEW					23
1555 MI	RADIANT MONK	NEW					24
1555 UM	RADIANT MONK	NEW					24
1556 MI	CARNATION	NEW					24
1556 UM	CARNATION	NEW					24
1557 MI	ZIPPY INSIGNIA	NEW					25
1557 UM	ZIPPY INSIGNIA	NEW					25
1558 MI	CRAYON INSIGNIA	NEW					26
1558 UM	CRAYON INSIGNIA	NEW					26
1559 MI	BRAID INSIGNIA	NEW					26
1559 UM	BRAID INSIGNIA	NEW					26
1560 MI	GRACE INSIGNIA	NEW					25
1560 UM	GRACE INSIGNIA	NEW					25
1561 MI	SPATIAL INSIGNIA	NEW					25
1561 UM	SPATIAL INSIGNIA	NEW					25
1562 MI	DELIGHT INSIGNIA	NEW					26
1562 UM	DELIGHT INSIGNIA	NEW					26

Design Code	Design Name	New	↑	○	△	□	Page No.
ACRYLO							
152 LU	ROSE PINK	NEW					31
152 UM	ROSE PINK	NEW					31
153 LU	PUNCH	NEW					30
153 UM	PUNCH	NEW					30
168 LU	BRAZILIAN SAND	NEW					34
168 UM	BRAZILIAN SAND	NEW					34
3245 LU	ARCTIC BLUE	NEW					32
3245 UM	ARCTIC BLUE	NEW					32
3246 LU	FLINT	NEW					32
3246 UM	FLINT	NEW					32
3272 LU	TEAL	NEW					33
3272 UM	TEAL	NEW					33
3282 LU	SEAFOAM GREEN	NEW					33
3282 UM	SEAFOAM GREEN	NEW					33
4941 LU	CAIRO TRIANGLE	NEW	↑	○			36
4941 UM	CAIRO TRIANGLE	NEW	↑	○			36
4942 LU	GIZA TRIANGLE	NEW	↑	○			35
4942 UM	GIZA TRIANGLE	NEW	↑	○			35
4943 LU	LUXOR TRIANGLE	NEW	↑	○			36
4943 UM	LUXOR TRIANGLE	NEW	↑	○			36
LUCIDA							
107 LU	SNOW WHITE						50
108 LU	OFF WHITE						50
109 LU	DESIGNER WHITE						50
127 LU	ALMOND IVORY						49
151 LU	PEACH PINK						45
158 LU	TAUPE						49
159 LU	DUSK PURPLE						45
163 LU	BEIGE						49
171 LU	LIGHT BROWN						49
174 LU	CHOCOLATE						49
181 LU	VINTAGE BURGUNDY						45
194 LU	BLOOD RED						45
206 LU	SUN BLOOM						47
208 LU	GLAZE YELLOW						47
209 LU	EQUINOX YELLOW						47
212 LU	LIGHT ORANGE						47
225 LU	SILVER GREY						50
238 LU	GRAPHITE GREY						50
241 LU	SATIN BLUE						46
249 LU	NAVY BLUE						46
259 LU	DAWN BLUE						46
261 LU	LAVENDER						48
266 LU	DARKISH PURPLE						48
266 LU	ANTIQUE VIOLET						48
267 LU	PURPLE						48
275 LU	LIME GREEN						47
288 LU	DREAM GREEN						47
293 LU	BLACK						50
462 LU	RECYCLED TEAK						53
464 LU	NYANA TEAK						54
541 LU	SAPELI						54
559 LU	WARHOL'S WILLOW						53
639 LU	SUKUPIRA PRADO						53
647 LU	ISARD						53
689 LU	CORDIA ZERICOTE						52
704 LU	CHENE						51
774 LU	THAR DESERT						53
787 LU	ZEBRA WOOD						51
788 LU	NATURAL OLIVE						51
3244 LU	PASTEL BLUE						46
3271 LU	OLIVE GREEN						47
3437 LU	RENNOIR'S EBONY						51
3755 LU	CRANVILLE ELM						52
3757 LU	BERTIE ELM						52
3835 LU	LAPIS AZUL						44
3917 LU	SNOW GLACIER		↑	○			40
3918 LU	SILVER GLACIER		↑	○			41
3919 LU	GOLDEN GLACIER		↑	○			41
3921 LU	ESPERANTO		↑	○			44
3922 LU	SUNRISE GLACIER		↑	○			40
3939 LU	NOCE ALTEA		↑	○			53

Design Code	Design Name	New	↑	○	△	□	Page No.
3961 LU	SHOREA MAHOGANY		↑	○			44
3962 LU	ALMOND MAHOGANY		↑	○			44
3963 LU	MAYAPIS MAHOGANY		↑	○			44
3964 LU	CREAM EICHE		↑	○			43
3965 LU	COPPER EICHE		↑	○			42
3966 LU	GREY EICHE		↑	○			43
4389 LU	CEZAMME'S OAK						54
4911 LU	PEARL GLACIER		↑	○			41
4912 LU	SAND GLACIER		↑	○			41
4913 LU	SHELL GLACIER		↑	○			40
90195 LU	HOT PINK						45
NATURE PLUS							
2386 NP	CHIKHALI OAK					△	60
2388 NP	ISEDA OAK					△	60
2416 NP	CHIKHALI WALNUT					△	59
2417 NP	NATURE WALNUT					△	59
2591 NP	CHIKHALI ASH					△	58
2592 NP	ISEDA ASH					△	57
2593 NP	NATURE ASH					△	58
2594 NP	NARAVA ASH					△	57
2596 NP	PIRODA ASH					△	57
NERING MATIE							
421 KM	CLASSIC WALNUT					△	63
444 KM	SIAM TEAK					△	64
3631 KM	TYROL PINE					△	64
4506 KM	PIDE NEFIS WALNUT					△	63
4506 KM	VAN NEFIS WALNUT					△	63
4516 KM	JACKSON HICKORY					△	62
4517 KM	INDIANA HICKORY					△	62
4519 KM	BOLIVIAN WALNUT					△	61
SILK TUFT							
107 SI	SNOW WHITE					△	67
108 SI	OFF WHITE					△	67
109 SI	DESIGNER WHITE					△	68
127 SI	ALMOND IVORY					△	67
225 SI	SILVER GREY					△	67
238 SI	GRAPHITE GREY					△	68
241 SI	SATIN BLUE					△	67
249 SI	NAVY BLUE					△	68
293 SI	BLACK					△	68
689 SI	CORDIA ZERICOTE					△	71
3244 SI	PASTEL BLUE					△	68
3271 SI	OLIVE GREEN					△	67
3531 SI	TYROL PINE					△	72
3688 SI	BRIO ZERICOTE					△	71
3846 SI	WHITE MARBLE					△	70
3852 SI	SAGRADA MARBLE					△	69
3853 SI	GOTHIC MARBLE					△	69
3854 SI	SIERRA MARBLE					△	69
3895 SI	BLACK MARBLE						

TECHNICAL SPECIFICATIONS



Properties	Specified as per IS:2040-1995	CenturyLaminates 1.0 mm	Specified as per IS:2040-1995	CenturyLaminates 1.5 mm
Thickness	1.0 mm (± 10%)	1.0 mm (± 5%)	1.5 mm (± 10%)	1.5 mm (± 5%)
Resistance to surface wear	≥ 350 (revolutions)	> 400 (revolutions)	≥ 350 (revolutions)	> 400 (revolutions)
Resistance to immersion in boiling water				
Mass increase (%)	10.0% (Max)	6.0% (Max)	7.5% (Max)	5.5% (Max)
Thickness increase (%)	11.8% (Max)	7.0% (Max)	8.5% (Max)	6.0% (Max)
Resistance to dry heat at 180°C	Should pass test	Passed	Should pass test	Passed
Dimensional stability at deviated temperature				
Longitudinal (%)	0.55% (Max)	0.35% (Max)	0.44% (Max)	0.30% (Max)
Transverse (%)	1.025% (Max)	0.75% (Max)	0.86% (Max)	0.65% (Max)
Dimensional stability at 20°C				
Longitudinal (%)	0.375% (Max)	0.275% (Max)	0.31% (Max)	0.23% (Max)
Transverse (%)	0.60% (Max)	0.48% (Max)	0.49% (Max)	0.28% (Max)
Resistance to impact by small diameter ball	20 N (Min)	25 N (Min)	20 N (Min)	30 N (Min)
Resistance to cracking	Should pass test	Passed	Should pass test	Passed
Resistance to scratching	2 N (Min)	3 N (Min)	2 N (Min)	3 N (Min)
Resistance to staining	Should pass test	Passed	Should pass test	Passed
Resistance to colour change				
In Xenon ARC light	Wool standard Should pass test	Passed	Wool standard Should pass test	Passed
In Enclosed Carbon ARC light	Should pass test	Passed	Should pass test	Passed
Resistance to cigarette burns	Should pass test	Passed	Should pass test	Passed
Resistance to steam	Should pass test	Passed	Should pass test	Passed
Appearance	No ABC Defects	No ABC Defects	No ABC Defects	No ABC Defects
Specific gravity gm/c.c.m³		1.36 (Min)		1.4 (Min)



4513



4515

Guaranteed thickness & high quality back sanding

The sample swatches shown in this catalogue only represent the designs, colours & finishes. For the actual thickness, please refer to the above samples.

* The images shown in the catalogue are for indicative purpose only. The actual sheet may vary from the printed design.

OUR PRESENCE



EAST ZONE

KOLKATA
Mr. Arnab Kanyal
M/s Century Plyboards (India) Limited
Lower Mezzanine Floor, 6 Lyons Range,
Kolkata - 700001
☎ +91 98041 99130
✉ decobsm.ccu@centuryply.com

BHUBANESWAR
Mr. Tapan Prasad Sahoo
Century Plyboards (I) Ltd.
C/o. Shree Balaji Alloys (P) Ltd.
Plot No.136, Mancheswar Road,
Mancheswar Industrial Estate,
Bhubaneswar, Dist : Khordha
Pin : 751017, State : Odisha
☎ +91 94375 67868
✉ tapanp.sahoo@centuryply.com

GUWAHATI
Mr Ankur Sarkar
M/s Century Plyboards (India) Limited
House No - 24, Ground Floor,
Piyoli Phukan Road, Rehbari
Guwahati - 781008
☎ (0361) 2737871 & 2736838
☎ +91 98314 95132
✉ decobsm.gau@centuryply.com

LUCKNOW
Mr Rishikesh Mishra
M/s Century Plyboards (India) Limited
E/1-139 Phase 2, Opposite Parking No. 07,
Transport Nagar, Lucknow - 226012
☎ (0522) 3063501
☎ +91 98389 55442
✉ rishikesh.mishra@centuryply.com

PATNA
Mr Sanjeev Kumar Pandey
M/s Century Plyboards (India) Limited
2nd Floor, Anam Plaza, Gandhi Maidan,
Opp. To Gate No. 8, Patna - 800001
☎ (0612) 3210071
☎ +91 92644 71324
✉ sanjeevk.pandey@centuryply.com

RAIPUR
Mr. Ashish Khare
M/s Century Plyboards (India) Limited
☎ +91 76976 03880
✉ ashish.khare@centuryply.com

RANCHI
Mr Nitesh Singh
M/s Century Plyboards (India) Limited
Mahadev Path, DAV School Road,
Near Kathalmore, Post-Lalghutwa,
Ranchi-834005
☎ (0651) 3245541
☎ +91 96081 91881
✉ nksinghi@centuryply.com

CENTURY ARENA
Century Arena
36, Ganesh Chandra Avenue
Kolkata - 700013.

NEPAL
Mr. Saikat Choudhury
M/s Century Plyboards (India) Limited
☎ +977 98035 70403
✉ saikat.choudhury@centuryply.com

WEST ZONE

INDORE
Mr Rajib Banerjee
M/s Century Plyboards (India) Limited
96/1/11, S. R. Compound
Opposite Lasudiya Police Station
Lasudiya Mori, Dewas Naka, 1st Lane
Indore - 452010 Madhya Pradesh
☎ (0731) 3228122 & 3221621
☎ +91 97080 97220
✉ rajib.banerjee@centuryply.com

MUMBAI
Mr. Navojit Basu
M/s Century Plyboards (India) Limited
1501 - 1506, Range Heights,
15th Floor, Link Road, Oshiwara,
Behram Baug, Jogeshwari - West
Mumbai - 400102
☎ +91 99324 49021
✉ navojit.basu@centuryply.com

CENTURY ARENA

Century Arena
5, 8 & 11 Snehdhara CHS Ltd.
Jeevan Bikash Kendra Marg,
Sahar Road, Koldongari,
Andheri East,
Mumbai - 400069

NAGPUR
Mr. Shivaji Gawde
M/s Century Plyboards (India) Limited
C/O Dr. K.S Yawalkar
2nd Floor, R/D 52 Bajaj Nagar, Above Vodafone Gallery,
Nagpur - 440010 (M.S.)
☎ (0712) 3223921 & 3223922
☎ +91 99670 33500
✉ shivajib.gawde@centuryply.com

PUNE
Mr. Swapnil Kulkarni
M/s Century Plyboards (India) Limited
Office No. 402, Winners Court,
4th floor, above ZK's Restaurant,
Lulla Nagar Chowk, Pune - 411040
☎ (020) 26831144
☎ +91 94207 65000
✉ swapnil.kulkarni@centuryply.com

NORTH ZONE

DELHI
Mr. Deepak Thapa
M/s Century Plyboards (India) Limited
1/15, First Floor, Opposite DDA Park, WHS Kirti Nagar,
New Delhi - 110015
☎ (011) 46081444
☎ +91 97172 75599
✉ deepak.thapa@centuryply.com

GURGAON
Mr. Deepak Thapa
M/s Century Plyboards (India) Limited
16A, 16B, First Floor, Vyapar Kendra Market,
Sushant Lok Phase I, Gurgaon - 122002
☎ +91 97172 75599
✉ deepak.thapa@centuryply.com

HARYANA
Mr Pankaj Singh
M/s Century Plyboards (India) Limited
☎ +91 98784 34343
✉ pankaj.singh@centuryply.com

GHAZIABAD
Mr Pradeep Singh
M/s Century Plyboards (India) Limited
C 21, Meerut Road Industrial Area,
Near DPS School,
Ghaziabad - 201003 (U.P)
☎ (0120) 4205605
☎ +91 99151 51510
✉ decobsm.del1@centuryply.com

GUJARAT
Mr Tarang Jivani
M/s Century Plyboards (India) Limited
1006 - 1009, Sakar III, 10th Floor
Near Income Tax Circle
Ashram Road, Ahmedabad-380014
☎ (079) 39403950
☎ +91 97259 99443
✉ decobsm.amd@centuryply.com

LUDHIANA
Mr. Saif Ahmed
M/s Century Plyboards (India) Limited
Shop No. - 58, 1st Floor, New Grain Market,
Gill Road, Dana Mandi,
Ludhiana (Punjab) - 141003
☎ (0161) 5059825
☎ +91 96499 994618
✉ saif.ahmed@centuryply.com

RAJASTHAN
Mr Hemant Sharma
M/s Century Plyboards (India) Limited
E-52, Road No.-4, Behind V.K.I. Area Police Station,
Vishwakarma Industrial Area, Jaipur-302013
☎ (0141) 3064500 & 3064512
☎ +91 99297 15723
✉ hemantk.sharma@centuryply.com

SOUTH ZONE

CHENNAI
Mr. Kumaran I
M/s Century Plyboards (India) Limited
Sapna Trade Centre - 4th Floor,
No.137, Poonamallee High Road,
Landmark- near Dasprakashi hotel
Chennai - 600 084
☎ (044) 30544500
☎ +91 98841 47766
✉ kumaran.i@centuryply.com

HUBLI
Mr Girish Kulkarni
M/s Century Plyboards (India) Limited
☎ +91 93537 66764
✉ girishs.kulkarni@centuryply.com

COIMBATORE
Mr Jaisankar N
M/s Century Plyboards (India) Limited
SF No: 396 1/B, 8/30,
Jaysudhaa Warehouse,
Ayyan Thottam, G. N. Mills Post,
Coimbatore - 641029
☎ +91 90258 44135, 76018 05143
☎ +91 96552 45261
✉ n.jaisankar@centuryply.com

BANGALORE
Mr Immanuel Darwin
M/s Century Plyboards (India) Limited
#92, 3rd Floor, HJS Chamber,
Next to Pride Hotel, Richmond Road
Bangalore - 560025
☎ (080) 39403950
☎ +91 97390 87878
✉ decobsm.blr@centuryply.com

HYDERABAD
Mr. Ch. Lan Anil
M/s Century Plyboards (India) Limited
No. 405A, Minerva Commercial Complex,
4th Floor, Near Paradise Junction, SD Road,
Secunderabad - 500003
☎ (040) 39403950
☎ +91 82970 00224
✉ chlalan.anil@centuryply.com

KOCHI
Mr Sujith B Shenoy
M/s Century Plyboards (India) Limited
24-B Alakalathil Building, Ground Floor,
Marottichuvadu, Edappally PO,
Kochi - 682024
☎ (0484) 3126522
☎ +91 99470 45706
✉ sujithb.shenoy@centuryply.com

VIJAYWADA
Mr B. Jai Prakash
M/s Century Plyboards (India) Limited
76-4-2/a 2nd floor (North)
Suphala Building St. Bhavani Puram.
Vijaywada - 520012
☎ +91 89789 03232
✉ bjai.prakash@centuryply.com

REGD. OFFICE
Century Plyboards (India) Limited.
'Century House',
P-15/1, Taratala Road, Kolkata,
West Bengal (India) - 700088
☎ +91 33 3940 3950
✉ laminates@centuryply.com

For International Enquiries
Mr. Naveen Lohia
Email:naveen@centuryply.com